

# Annual Report

## 2014-2015



**We will remember them**



**BOTANIC GARDENS  
& PARKS AUTHORITY**

**Botanic Gardens and Parks Authority**

Address: 1 Kattidj Close  
Kings Park  
Western Australia 6005

Telephone: +61 8 9480 3617

Facsimile: +61 8 9322 5064

Email: [enquiries@bgpa.wa.gov.au](mailto:enquiries@bgpa.wa.gov.au)

Internet: [www.bgpa.wa.gov.au](http://www.bgpa.wa.gov.au)

**Botanic Gardens and Parks Authority  
2014-15 Annual Report**

The Botanic Gardens and Parks Authority (BGPA) Annual Report 2014-15 has been produced in accordance with the Public Sector Annual Reporting Framework and the Department of Treasury's Model Annual Report for Net Cost of Service Statutory Authorities for 2014-15.

**Accessibility**

This report has been produced in electronic format and is available to download from the BGPA's website, under Publications and Reports, and includes hyperlinks between sections of information and extra information where available on the BGPA website. The report has been prepared in accordance with the appropriate accessibility requirements however, the Financial Statements and Key Performance Indicators sections of this report contain tables that are not accessible. Please contact the BGPA if further assistance is required.

Text only copies are available in large print on request. For hearing and/or speech impaired access, contact the National Relay Service TTY 133 677.

**Copyright**

© Botanic Gardens and Parks Authority 2015. This Annual Report is copyright and may be reproduced provided the source is acknowledged.

All photographs within have been used with permission and remain the property of the BGPA or the contributors. Unless otherwise acknowledged, photographs used in this annual report are by D Blumer for the Botanic Gardens and Parks Authority.

**Front cover image:** The State War Memorial and images from the 2015 ANZAC Centenary Dawn Service. Honour Avenue Plaques of the three Scullin brothers. Photos by J Thomas and D Blumer.

# Statement of Compliance

**Hon Albert Jacob MLA**  
**Minister for Environment**

In accordance with Section 63 of the Financial Management Act 2006, we hereby submit for your information and presentation to Parliament, the Annual Report of the Botanic Gardens and Parks Authority for the financial year ended 30 June 2015.

The Annual Report has been prepared in accordance with the provisions of the Financial Management Act 2006.



Richard Simpson  
Chairman  
Botanic Gardens and Parks Authority  
Board of Management  
9 September 2015



Grant Robison  
Deputy Chair  
Botanic Gardens and Parks Authority  
Board of Management  
9 September 2015

## Foreword – Lest We Forget

The Botanic Gardens and Parks Authority (BGPA) is honoured to care for the State War Memorial and many other memorials and plaques recognising the sacrifices of thousands of service men and women. In this centenary year since the ANZACs landed at Gallipoli, the BGPA's 2014-15 Annual Report opens with a heartfelt contribution from the Chairman of the RSL Highgate Honour Avenues Group of Kings Park.

### The Ones they left Behind

In this one hundredth anniversary year of the landing at Gallipoli by Australian troops and the subsequent fighting on the Western Front, we tend to visualize hundreds of our men rushing up the slope of a sandy beach, or climbing out of a muddy trench, to get at the enemy.

Some men fell in the hail of bullets while many were to close with the enemy in frantic bayonet fighting and men on both sides died and we, at home, grouped these actions as being part of a patriotic war.

For every Australian who died on Gallipoli, in France or in Belgium, he left behind a grieving mother, a mother who would never forget that son until the day she herself left this life. There is no such thing as closure for the mothers who have lost a son in warfare. And how does she cope when she learns that three of her boys have died on the battlefield?

In the Honour Avenue's of Kings Park you will find a number of trees with three plaques posted beneath the spreading boughs of their canopy, they signify the loss of three sons from the one family.

We record here but three Western Australian families who lost three boys in the First World War.

### Curlewis

Parents: Lillian and George Curlewis of Cottesloe Beach, Western Australia

**Captain Gordon L Curlewis**, 16 Battalion

Gordon was killed in action on 9 May 1915 at Quinn's Post, Gallipoli

He was 30 years of age.

[Plaque No. 741 May Drive](#)

**Corporal Arthur G Curlewis**, 12 Battalion

Arthur was killed in action on 15 August 1915 at Lone Pine, Gallipoli

He was 23 years of age.

[Plaque No 741A May Drive](#)

**Corporal Selwyn L Curlewis**, 16 Battalion

Killed in action 2 May 1915 at Dead Man's Ridge, Gallipoli

He was 28 years of age.

[Plaque No 741B May Drive](#)



A fourth brother, Lieutenant A G Curlewis, was wounded three times on the Western Front but returned home to Australia.

~

## Moore

Parents: Edward and Catherine Moore of Boulder, Western Australia

**Private George S Moore**, 28 Battalion  
Telegraph Messenger, Kalgoorlie, Western Australia  
George was killed in action in France on  
5 September 1918  
He was 21 years of age. [Plaque No 274 May Drive](#)



**Private Thomas V Moore**, 16 Battalion  
Labourer, Boulder, Western Australia  
Thomas died of his wounds received in France on  
15 September 1916  
He was 21 years of age. [Plaque No 274A May Drive](#)

**Private Henry Moore**, 28 Battalion  
Baker, Kalgoorlie, Western Australia  
Henry was killed in action at Pozieres on 3 November 1916  
He was 30 years of age. [Plaque No 274B May Drive](#)

~

## Scullin

Parents: Daniel and Catherine Scullin of Boulder, Western Australia

John and his two brothers Patrick and Daniel joined the Australian Imperial Force and survived Gallipoli to be sent to the Western Front.

**Private John J Scullin**, 28 Battalion  
Grocer, Boulder, Western Australia  
John was killed in action at Pozieres on 29 of July 1916  
He was 23 years of age. [Plaque No 526B May Drive](#)

**Private Daniel Scullin**, 51 Battalion  
Bakery Hand, Boulder, Western Australia  
He was 25 years of age. [Plaque No 526 May Drive](#)

**Private Patrick Scullin**, 51 Battalion  
Blacksmith, Boulder, Western Australia  
He was 22 years of age. [Plaque No 526A May Drive](#)



Daniel and Patrick went over-the-top together at the battle of Polygon Wood on 26 September 1917. In No-Man's-Land one of the boys was hit and the other turned back and knelt beside him. At that moment an enemy shell landed on top of them, killing both instantaneously.

~

LEST WE FORGET the families of over 100,000 young men and women of Australia who died in time of war.

*No mother near to close his eyes  
Far from his native land he lies  
The shell that stilled his true brave heart broke mine*

**Norman G Manners**  
Chairman  
RSL Highgate Honour Avenues Group

## From the Chairman



The Botanic Gardens and Parks Authority (BGPA) continues to provide world recognised activities and events despite the challenging times being experienced in the Western Australian economy. By any measure of outcomes including visitation to Kings Park and Botanic Garden of nearly six million; the number of school children participating in formal environmental education programs; the number of published scientific papers; or the high level of visitor satisfaction, the BGPA is an organisation that understands its core business and constantly aims to deliver high quality services and outputs to the public of Western Australia.

The most important event held this year in Kings Park and Botanic Garden was the Anzac Dawn Service at the State War Memorial. This year marked the centenary of Anzac and for many Australians the commemoration of this anniversary is probably one of the most significant national cultural events that they will attend in their lifetime. On 25 April of this year, about 60,000 people stood quietly at dawn at the State War Memorial to commemorate the 1915 Allied landings on the Gallipoli peninsula.

Enhancements to Kings Park this year included the opening of the second stage improvements to the Saw Avenue Picnic Area, adding new adventure play elements, a maze, wood carvings, and a lookout atop a limestone hillock. Generous sponsorship from the children's charity Variety WA to undertake these improvements was recognised by naming the precinct Variety Place.

At Bold Park, a working group comprising representatives of several community groups and the BGPA is working towards identifying options for a new building, and related capital and operating funding, to replace the transportable building near Perry House.

The development of Banksia Farm a Mt Claremont, adjacent to Bold Park, for housing has resulted in 2.85ha of land transferred to the control of the BGPA. Some restoration of the area will occur later in 2015 and the area fenced and pedestrian access provided.

This coming year also heralds a smaller but still important celebration – the 5<sup>th</sup> 0anniversary of the State's Botanic Garden in Kings Park. Opened in October 1965, the State's Botanic Garden has focused on the display of Western Australian species, with about 3,000 taxa represented. To commemorate this anniversary, the Friends of Kings Park and Lotterywest have funded a botanical staircase and pavilions that are being constructed near the entry of the garden, and which will be opened later in 2015.

The proposed link bridge from the new Children's Hospital to Kings Park and Botanic Garden is being developed by the State Government and the Princess Margaret Hospital Foundation. The bridge is an endorsed strategy in the current Kings Park Management Plan and access to Synergy Parkland aims to provide children and their families the opportunity to enjoy time away from the hospital precinct. Subject to final design and available funding, the Board looks forward to seeing this project start in the next financial year.

**Richard Simpson**  
**Chairman**  
**Botanic Gardens and Parks Authority**

# Contents Page

Foreword – Lest We Forget .....	iii
From the Chairman .....	v

## Agency Overview

From the Chief Executive – The Year in Review .....	2
Highlights 2014-15 .....	4
The Botanic Gardens and Parks Authority .....	8
Operational Structure .....	9
Performance Management Framework .....	13

## Agency Performance

Performance Summary .....	15
Summary of Financial Performance .....	15
Report on Operations .....	19
Planning and Development .....	19
Visitor Services and Community Engagement .....	24
Education and Interpretation .....	41
Cultural Heritage .....	46
Biodiversity Conservation and Ecological Restoration .....	48
Risk Management .....	65

## Significant Issues and Trends

Current and Emerging Issues and Trends .....	72
Likely Developments in the Year Ahead .....	74

## Disclosures and Compliance

Independent Audit Opinion .....	77
Financial Statements for the year ended 30 June 2015 .....	80
Statement of Comprehensive Income .....	81
Statement of Financial Position .....	82
Statement of Cash Flows .....	84
Notes to the Financial Statements .....	85
Key Performance Indicators for the year ended 30 June 2015 .....	132
Ministerial Directives .....	143
Other Financial Disclosures .....	143
Pricing Policy and Services .....	143
Capital Works .....	143
Employment and Development .....	144
Occupational Safety, Health and Injury Management .....	146
Governance Disclosures .....	149
Contracts with Senior Officers .....	149
Board and Committee Remuneration .....	149
Other Legal Requirements .....	150
Promotion, Public Relations and Marketing .....	150
Advertising .....	150
Compliance with Public Sector Standards and Ethical Codes .....	151
Disability Access and Inclusion Plan Outcomes .....	151
Recordkeeping Plans .....	154
Government Policy Requirements .....	156
Substantive Equality .....	156

<b>Appendices .....</b>	<b>157</b>
BGPA Stakeholders .....	158
Volunteer Group Reports .....	160
Honour Avenues Group.....	160
Friends of Bold Park Bushland.....	161
Friends of Kings Park.....	163
Kings Park Volunteer Guides .....	167
Kings Park Volunteer Master Gardeners .....	171
Publications.....	173
Scientific Research Projects.....	178
Research Scientists and Students .....	181



# Agency Overview



## Gallipoli, Turkey, 25 April 1915 – the First to Fall

As dawn came more than 20,000 Australian and New Zealand servicemen were headed towards the beaches at Gallipoli. More than 620 Australians died in the fighting against the Turkish resistance, some before they even came ashore.

Four infantry battalions of the 3<sup>rd</sup> Brigade First Australia Division landed that morning, the 11<sup>th</sup> Battalion, from Western Australia, were among the first to go ashore at North Beach.

Captain William Annear, of Subiaco, was among the first to fall as they made their way up the beach. 58 men from the 11<sup>th</sup> battalion died that day. Many of their plaques can found in Kings Park's Honour Avenues.

Reference: [www.gallipoli.gov.au](http://www.gallipoli.gov.au)



The Bugler at a Remembrance Day service in Kings Park and Botanic garden. Photo D Blumer



## From the Chief Executive – The Year in Review



The Botanic Gardens and Parks Authority (BGPA) staff, its many volunteers and supporters continue to provide world recognised outcomes in visitor services, environmental education, plant display, horticulture and plant science. These outcomes have meant that Kings Park and Botanic Garden, which is managed by the BGPA, is recognised as one of the world's leading gardens.

A number of important events associated with the Centenary of Anzac were held in Kings Park and Botanic Garden this year. The commemoration of this Centenary was best exemplified by strong community support for the Anzac Dawn Service on 25 April at the State War Memorial. The Returned and Services League and its many partner organisations are to be congratulated on the respectful commemoration of this centenary, with related events expected to continue over the next three years.

The replacement of worn out and inadequate nursery and depot facilities in Kings Park and Botanic Garden has been welcomed by staff and volunteers alike. Although away from the public areas, these support facilities are critical in delivering high quality, timely and cost-effective outcomes that enhance the visitor experience.

Ecological restoration of bushland at Bold Park and Kings Park remains a priority for the BGPA. Research done internal and external to these designated lands ensures continual improvement in restoration outcomes. A comparison of data collected in Kings Park bushland in 1987 and 2008 has shown important changes in the prevalence of some key species; preliminary findings indicate there has been a decline in *Banksia menziesii* and *B. attenuata*, and a marked localised increase in *B. prionotes*. An important finding from the data comparison was a marked decline in the presence of the highly invasive perennial veld grass (*Ehrharta calycina*) as a result of weed management programs.

A long-term fire research program that commenced last year saw some important outcomes achieved this year, most notably an experimental fire in 6ha of bushland in Kings Park. Unfortunately, weather conditions did not allow a replication of the treatments in Bold Park this year, but it is planned to do so next autumn. Implementation of the experimental fire in Kings Park was generously managed by the Department of Parks and Wildlife and the Department of Fire and Emergency Services, with support from BGPA fire-trained staff. The expansion of this research program into urban bushland remnants managed by others is anticipated next year.

I am incredibly fortunate to have such a committed and passionate Executive and staff that deliver outcomes above and beyond that expected of them. This is replicated by our many active volunteers, without whom the quality and range of services provided by the BGPA would be noticeably reduced. Community members of the Board of Management contribute through valued oversight of all activities to ensure that good governance is maintained and efficient and effective outcomes delivered. I would especially like to thank Chairman Richard Simpson for his support and advice. Also critical to the business of the BGPA is the financial and other support provided by our many valued partners and sponsors.

I would like to record my appreciation to the Minister for the Environment, the Hon Albert Jacob MLA and his staff for their advice and support.

# Agency Overview



Of special note this year is the resignation of Professor Kingsley Dixon, the BGPA Director Science, after 32 years with this organisation, to take up a new position at Curtin University. Kingsley's many achievements have been previously documented and I wish him the very best in this new position, and expect that BGPA's our research relationship with Curtin University will be enhanced in the coming years. The role of Director Science has been filled by Ecologist Dr Ben Miller from a strong field of local, national and international applicants. Also noteworthy is the resignation of Dr Tony Scalzo from the Friends of Kings Park committee after 18 years of valuable service, but he remains as Editor of the Friend's highly regarded magazine, *Of People and Plants*'. Like so many of our volunteers, Tony's quiet yet significant contribution is very much appreciated by me and all at the BGPA.

I commend this Annual Report to you. It contains interesting information about the many and diverse outcomes delivered by the BGPA in Bold Park, Kings Park and Botanic Garden, and elsewhere.

**Mark Webb**  
**Chief Executive Officer**

# Agency Overview



## Highlights 2014-15

The BGPA is committed to delivering world-class parks, botanic gardens, horticulture, bushland management, scientific research and environmental education. This commitment and the dedication of the BGPA's staff and volunteers has been realised in 2014-15 through a variety of achievements and outcomes presented throughout this report.

### Lest We Forget

#### Anzac Day 2015 - Centenary Commemoration

The [2015 Anzac Day Dawn Service](#) at the State War Memorial was attended by an estimated 60,000 people, an increase of 20,000 people that normally attend this significant event. Six sunset wreath laying services were also held, often recognising particular groups and individuals who made valuable contributions during their war service.

#### Honour Avenues Online Database

Five years in the making, this joint project of the BGPA's website team and the Honour Avenues Group, has resulted in an online access to the plaques on the [Kings Park Honour Avenues](#). The plaques database, which has been painstakingly checked and maintained by the Honour Avenues Group, is available to anyone searching for plaques on their family members, and includes photographs and map locations.

#### 11<sup>th</sup> Battalion Memorial Upgrade

Prior to Anzac Day Centenary commemorations, the [11<sup>th</sup> Battalion memorial](#) received a much needed upgrade. New granite retaining walls were installed, the sundial, the memorial centrepiece, and the plaque were cleaned and the battalion colour patches were installed.

#### Spirit of Anzac Grevillea

BGPA's Plant Development team, in partnership with Returned and Services League of Western Australia, released the '[RSL Spirit of Anzac Grevillea](#)' to commemorate the Australian and New Zealand forces that fought at Gallipoli in 1915 and all military conflicts.

### Visitors and Tourism

#### Visitation

Together, Bold Park and Kings Park and Botanic Garden attract almost six million visitors annually. A Western Australian and Perth icon, Kings Park and Botanic Garden had an estimated [5.75 million visitors](#) this year, averaging more than 15,000 Western Australian, interstate and overseas visitors every day.

#### The 2014 Kings Park Festival

The 'Magic of Nature' was celebrated during the [2014 Kings Park Festival](#) with a variety of live music, workshops, seminars, displays and attractions held throughout September, attracting an estimated 600,000 to Kings Park and Botanic Garden.

#### Kings Park Summer Events

The [series of events](#) held from November 2014 to March 2015 are popular with local visitors. Eight concerts were held in the Western Australian Botanic Garden, attracting almost 40,000 attendees; Prompt Corner, presented children's theatre at the Saw Avenue Amphitheatre during January 2015, attracting 1,790 people; Moonlight Cinema, in its 11<sup>th</sup> season at Synergy Parkland, attracted a record attendance of more than 51,000 people.

#### Aspects of Kings Park 10 Year Anniversary

Since commencing operation in January 2005, [Aspects of Kings Park](#) Gallery Shop has developed an extensive customer base with a reputation for sourcing quality crafts and gifts by Western Australian and Australian designers. Revenue from Aspects of Kings Park supports the activities of the BGPA, making up 11% of total gross revenue in 2014-15.

# Agency Overview



## Environmental and Cultural Education

### Saw Avenue Picnic Area Stage 2

Completed in July 2014, the second stage of works in the [Saw Avenue Picnic Area](#) have resulted in additional adventure play elements, including a maze, tunnel, climbing nets and balance beams. Detailed woodcarvings of insects and native plants are featured and additional barbecue and picnic facilities were added.

### Kings Park Education

The [Kings Park Education](#) team presented 680 programs to 22,614 students, teachers and parents this year. The programs cover key environmental and cultural messages and their significance to Kings Park and Botanic Garden. Four new programs were developed this year, with 29 programs now on offer.

### Kulunga Katitjin Festival

Held during September, the annual event run by the Kings Park Education team attracted more than 2,000 students, teachers and parents to the Western Australian Botanic Garden. This major event in the Education calendar, is an interactive event which featured more than [30 Aboriginal and environmental exhibitions and displays](#).

### Rio Tinto Naturescape Kings Park

Visitation to [Rio Tinto Naturescape Kings Park](#) this year is estimated at more than 105,000, continuing to prove popular with both general visitors and school groups. As well as free-play, a range of nature-based activities are also available to engage children with the environment. The Naturescape Activities Officers delivered 171 activities during the school term and holiday periods.

Planning for Stage 2 of Rio Tinto Naturescape has commenced, with detailed design to be undertaken in 2017 and construction commence in 2017.

### Students and Trainees

The [BGPA is a leading training](#) provider for students in science and research programs, horticulture, arboriculture and land management. The BGPA now has 11 trainees undertaking work placement programs towards certificate courses. The science team have hosted 23 PhD, two Masters and 15 Honours students during the year and five three-month summer scholarships were offered for post graduate research.

## Park Management

### Kings Park and Botanic Garden Management Plan 2014-2019

The new five-year [Kings Park Management Plan](#) was released in October 2014. This plan outlines 42 strategies to be implemented including the celebration of the Western Australian Botanic Garden 50th anniversary; plans for improvements in the Lotterywest Family Area, Hale Oval and Synergy Parkland; plans to construct new dedicated volunteer facilities; and continue with ecological restoration activities.

### Bold Park Management Plan

The [2011-2016 Bold Park Management Plan](#) is in its fourth year of implementation, with good progress towards implementation of the 39 strategies identified in the Plan including ongoing ecological restoration of priority sites, completion of car park upgrades and improved visitor access.

Planning for the 2016-2020 Bold Park Management Plan has commenced and a process for review of the current plan has been developed for Board endorsement in August 2015.

# Agency Overview



## Volunteers

The [BGPA's five volunteer groups](#) are involved in a variety of activities in Bold Park and Kings Park and Botanic Garden, providing essential visitor services, support to the education, botanic garden, bushland and science teams, maintaining the Honour Avenues, and providing important financial support to major BGPA projects. This year there were 187 new volunteers and the volunteer groups contributed a combined total of 30,760 hours, and many additional unrecorded hours. For the BGPA this equates to an amazing 16.5 full time employees.

## Nursery and Depot Redevelopment

After years of planning, construction for this [major upgrade](#) to Kings Park's aging depot facilities commenced in July 2014. Now very close to completion, these new facilities will support the various activities of the Nursery, Turf, Arbor, Bushland and Horticultural Displays teams; provide improved access; and improve waste management.

## Conservation and Restoration

### Dragon Tree Relocation

An 80 year old [Canary Island Dragon Tree](#) scheduled for removal for a new housing estate in Dalkeith, was offered to the BGPA for conservation. The species is listed as vulnerable in the wild and it is unusual to see such a mature species in Perth. Transported to Kings Park under Police escort, the tree has now made its home on Fraser Avenue.

### Bushland Restoration

Restoration and conservation activities continue in both [Bold Park](#) and [Kings Park](#) bushlands. Vegetation surveys and monitoring, monitoring of vulnerable plant species, weed management and seed collecting continue for long-term restoration of these significant bushland areas. A variety of research programs are underway including studies into reptile species, the long running Bold Park Bird Banding Project and fire ecology research.

### Seed Collection, Restoration Seed Science and a New Seed Centre

Seed collection underpins plant species conservation and restoration activities. [Seed collecting trips](#) to the south-west and the Pilbara in Western Australia resulted in 128 seed collections during the year which contribute to the BGPA's own collections as well as the Millennium Seed Bank at the Kew Royal Botanic Gardens in the United Kingdom.

A major project underway is the [Restoration Seedbank Initiative](#). A five-year research partnership of the BGPA, BHP Billiton Iron Ore and the University of Western Australia, this year, the initiative has focused on developing seed enhancement technology.

The [Biodiversity Conservation Centre Stage 2](#) development will result in a major upgrade to the BGPAs seed storage and research facilities with the addition of a walk-in seed freezer room and drying room and new laboratories with incubator room.

### Fire Research Program

This aim of this [research program](#) is to understand the interactions between fire management and biodiversity in Perth's urban bushlands. With research being undertaken in Kings Park and Bold Park bushlands, the program will examine the effects of weed management on fuel loads as well as the impact on native plant species.

# Agency Overview



## Western Australian Botanic Garden 50<sup>th</sup> Anniversary

### Beauty Rich and Rare

Officially opened on 4 October 1965, today the [Western Australian Botanic Garden](#) in Kings Park is one of the most visited and unique Botanic Gardens in the world. Under the theme 'Beauty Rich and Rare', a range of projects have commenced to celebrate this milestone including a special publication of 50 new plant species, a social history project and a six-week research and seed-collecting expedition.

### Botanic Terraces and Pavilion

The Friends of Kings Park and the BGPA have partnered to create a special new [terraced landscape and community pavilion](#) in the Botanic Garden. Construction began early 2015 and a launch event is planned for the Botanic Garden's official anniversary of 4 October 2015.

### Anniversary Gold

This yellow form of the, usually red and green, [kangaroo paw](#) (*Anigozanthus manglesii*) has been developed by the BGPA's Plant Development team to celebrate the 50<sup>th</sup> anniversary. It has been planted in a number of gardens around Kings Park in anticipation of its official public release in September 2015.

# Agency Overview



## The Botanic Gardens and Parks Authority

The Botanic Gardens and Parks Authority (BGPA) is responsible for the care, control and management of Bold Park and Kings Park, including the Western Australian Botanic Garden.

The functions that underpin the management of these parks include the provision of recreational and tourism services and facilities; conservation of natural landscapes and cultural heritage; plant nagement and display; biodiversity management; and research and educational programs.

### Vision, Mission and Values

The BGPA recognises that Bold Park and Kings Park and Botanic Garden are very special places highly valued by the community and that it has a vital role in ensuring the care, control and management of these lands. The BGPA strives to ensure the conservation of native biological diversity and cultural heritage icons of Bold Park and Kings Park and Botanic Garden, while providing for the diverse range of visitor interests. In doing so, the BGPA is committed to the following vision, mission and values.

#### Vision

To create and provide world-recognised botanic gardens and parks and to inspire the conservation of biological diversity.

#### Mission

To conserve and enhance Kings Park and Botanic Garden and Bold Park with the community, and to conserve biological diversity generally.

#### Values

<b>Respect</b>	<ul style="list-style-type: none"><li>Working with people, visitors, lands and our diverse heritage with respect.</li><li>Respecting Aboriginal cultural heritage.</li></ul>
<b>Inclusiveness</b>	<ul style="list-style-type: none"><li>Providing a safe and equitable work and visitor environment.</li><li>Building and retaining an effective community of staff, volunteers, supporters and stakeholders.</li><li>Welcoming and facilitating effective communication.</li><li>Foster existing strategic alliances for mutual benefit.</li></ul>
<b>Excellence</b>	<ul style="list-style-type: none"><li>Achieving excellence through continuous innovation and improvement.</li></ul>
<b>Sustainability</b>	<ul style="list-style-type: none"><li>Achieving balance between business activities, cultural and natural heritage values.</li><li>Recognising the importance of biological diversity and its conservation.</li><li>Committed to sound responsible environmental practices.</li><li>Achieving value for money through sound management and seeking funding improvements.</li></ul>
<b>Accountability</b>	<ul style="list-style-type: none"><li>Ensuring transparent and responsible governance.</li><li>Ensuring sound decision making for the care, control and management of the designated lands in alignment with endorsed Management Plans and these values.</li></ul>



## Agency Overview



# Operational Structure

## Enabling and Administered Legislation

The BGPA is constituted under the *Botanic Gardens and Parks Authority Act 1998* for the care, control and management of Kings Park and Botanic Garden (Reserve A1720 except Perth Lots 64 and 65) and Bold Park (Reserve A45409).

The BGPA was established under Part 2, Section 4 of the *Botanic Gardens and Parks Authority Act 1998*, and is responsible for administering the *Botanic Gardens and Parks Regulations 1999*, created under the provisions of Part 8 of the Act.

## Responsible Minister

The statutory responsibility for the BGPA is vested with the Minister for Environment, the Hon Albert Jacob MLA.

## Board of Management

The Board of Management is the governing body of the BGPA. Appointed by the Minister for Environment, members meet on a regular basis to consider issues of a strategic and policy nature. The Board meets formally on a bi-monthly basis and met on six occasions this period. The Board is comprised of the following members:

### Mr Richard Simpson Chairman

Mr Simpson was appointed to the BGPA Board of Management as the Chairman in 2002 and is also Chair of the BGPA Audit Committee. Mr Simpson has significant commercial and management experience in the financial services sector and nearly 30 years experience in providing investment banking advice to a range of corporate and government clients in Australia and internationally. He has worked in investment banks in London, Sydney, Melbourne and Perth. Mr Simpson was Chairman and Managing Director of Hartleys Limited from 2003 to 2008 and Head of Corporate Finance from 2002 to 2009. He remains a Director of Hartleys Limited. Mr Simpson has also been appointed as an independent member of the State Emergency Management Committee. Mr Simpson was formally reappointed to the Board in December 2014 until 31 December 2017.

### Mr Grant Robinson Deputy Chairman

Mr Robinson has been a BGPA Board member since 2006 and is a partner at KPMG, with a focus on audit and assurance services. He has experience in a broad range of industry sectors, both listed and non-listed entities including not-for-profit and Government agencies. Mr Robinson also assists the BGPA as a member of the BGPA Audit Committee and was appointed Deputy Chairman in January 2013. In 2015, Mr Robinson was reappointed to the Board for a three-year term to expire 5 July 2018.

### Mr Tom Baddeley

Mr Baddeley was appointed to the BGPA Board in 2010 and is Manager, Government and Community Relations, WA and NT, at Australian energy company, Santos. He was previously Director WA of the Australian Petroleum Production and Exploration Association. Mr Baddeley was previously WA Director of the Committee for Economic Development of Australia and was a solicitor before moving into journalism. Mr Baddeley was reappointed to the Board in 2015 for a three-year term to expire 5 May 2018.

# Agency Overview



## Mr Tony Brooks

Mr Brooks has significant senior management experience in both the Property and Advertising sectors in Australia and around the world, where, over the last 25 years, he has been based in cities such as New York, Boston, Auckland, Melbourne and now Perth. Tony is Founder and Chief Executive Officer of Perth based commercial property firm - Altegra Property Group. Mr Brooks has also recently been appointed to the Board at Parkerville Children and Youth Care (Inc.) and is a member of the Property Council of Australia. Mr Brooks was appointed to the BGPA Board in October 2014 for a three-year term to expire 30 October 2017.

## Mr Hamish Jolly

Mr Jolly was appointed to the Board in 2010. He is a Chartered Accountant and Member of the Australian Institute of Company Directors with a diverse career in commerce, finance, technology innovation and environment. Mr Jolly is Research Director for the Australian Institute of Marine Science North West Australia Program, he is a Director of Dunbar Harper Pty Ltd and Biogass Renewables Pty Ltd and has more than 25 years experience in executive leadership of diverse corporate, banking, international development and consulting businesses. Mr Jolly also assists the BGPA as a member of the BGPA Audit Committee. Mr Jolly was reappointed to the Board in 2015, for a two-year term to expire 5 May 2017

## Professor Hans Lambers

Professor Lambers became the inaugural Head of School of Plant Biology at The University of Western Australia in 2002, only stepping down from the position in 2012. In 2012, he was elected Fellow of the Australian Academy of Science. He is nationally and internationally renowned for his environment and conservation research. Professor Lambers was appointed for a three-year term from January 2013 to 1 January 2016.

## Mr Brian Piesse

Mr Piesse is graduate of the Muresk Institute with over 20 years global executive management, marketing and business development experience in agriculture and related industries. He is currently the Managing Director and owner of a private company and holds positions on advisory boards, including the South West Development Commission and Edith Cowan University (South West Campus) Advisory Board. Mr Piesse was appointed for a three-year term from January 2013 to 1 January 2016.

## Ms Jacqui Purvis

Ms Purvis has extensive experience in environmental consultancy and has worked and volunteered within the community in bushcare and environmental education for over 20 years. She is currently managing the Parks and Reserves teams within the City of Albany and also assists with promoting bushcare within the Albany Community. Ms Purvis was reappointed in 2015 for a further two-year term to expire 5 July 2017.

## Audit Committee

The BGPA's Audit Committee, established under the *Botanic Gardens and Parks Authority Act 1998*, met quarterly to assist the BGPA to discharge its responsibilities in financial management, compliance and corporate governance. The Audit Committee is comprised of key senior members of staff, representatives of the BGPA Board of Management, the BGPA's internal auditors, 2020 Global, and representatives of the Office of the Auditor General.

The BGPA works with the Audit Committee to ensure compliance and 'best practice' in all areas including Financial Management, Human Resources, Corporate Governance and Risk Management, and actively aims for full implementation of all agreed actions in relation to audit findings.

# Agency Overview



## Senior Officers

### **Mark Webb**

BSc. Agric (Hons), Post Grad. Cert. Cross-Sector Partnerships

#### **Chief Executive Officer**

Mark Webb was appointed Chief Executive Officer of the Botanic Gardens and Parks Authority on 23 November 2004. Mr Webb joined the BGPA in October 1998 as Director, Living Collections. He has extensive experience in horticultural research, public and private sector management and business. He is a member of the International Society for Horticultural Science and sits on a number of local, national and international committees and boards.

### **Lesley Hammersley B (App. Sci) Env. Hort.**

#### **Director, Horticulture and Conservation**

Lesley Hammersley joined the BGPA in December 2000 as Manager Biodiversity Conservation and was formally appointed as Director Horticulture and Conservation in October 2010, after fulfilling the role in an acting capacity for the previous 14 months. Ms Hammersley is responsible for all on-ground activities in Kings Park and Botanic Garden and Bold Park including bushland conservation and management, all horticultural activities, cultural heritage, asset and infrastructure management and the management of capital works projects and other developments. Prior to joining the BGPA, Ms Hammersley had many years experience managing a botanic garden and involvement with plant nurseries and landscape development in private enterprise.

### **Marcelle Broderick BSw, MSW (Policy and Administration), Grad. Cert. Public Sector Management**

#### **Director, Business and Visitor Services**

Marcelle Broderick has been with the BGPA since 1998 and is responsible for the visitor services functions, volunteers, education, events, online and corporate communications and Aspects of Kings Park gallery shop. The Directorate led by Ms Broderick is also responsible for all internal business and corporate services, governance, planning and reporting, and external business development, including partnerships, agreements, leases and licences. Prior to 1998, Ms Broderick worked in a number of private and public sector organisations with varied responsibilities including corporate services, social research, community development, employee support and organisational change.

### **Professor Kingsley Dixon PhD**

#### **Director, Science - 1 July 2014-13 March 2015**

Kingsley Dixon worked in public sector research for 31 years and led a team of scientists in leading edge scientific research that underpins the conservation and restoration of Western Australian biodiversity. The Science Directorate is responsible for undertaking research and investigation in Western Australian flora and biological diversity.

Dr Dixon resigned from the BGPA on 13 March 2015 and joined Curtin University. He will continue his association with BGPA through a role as an honorary visiting professor.

### **Dr Ben Miller PhD**

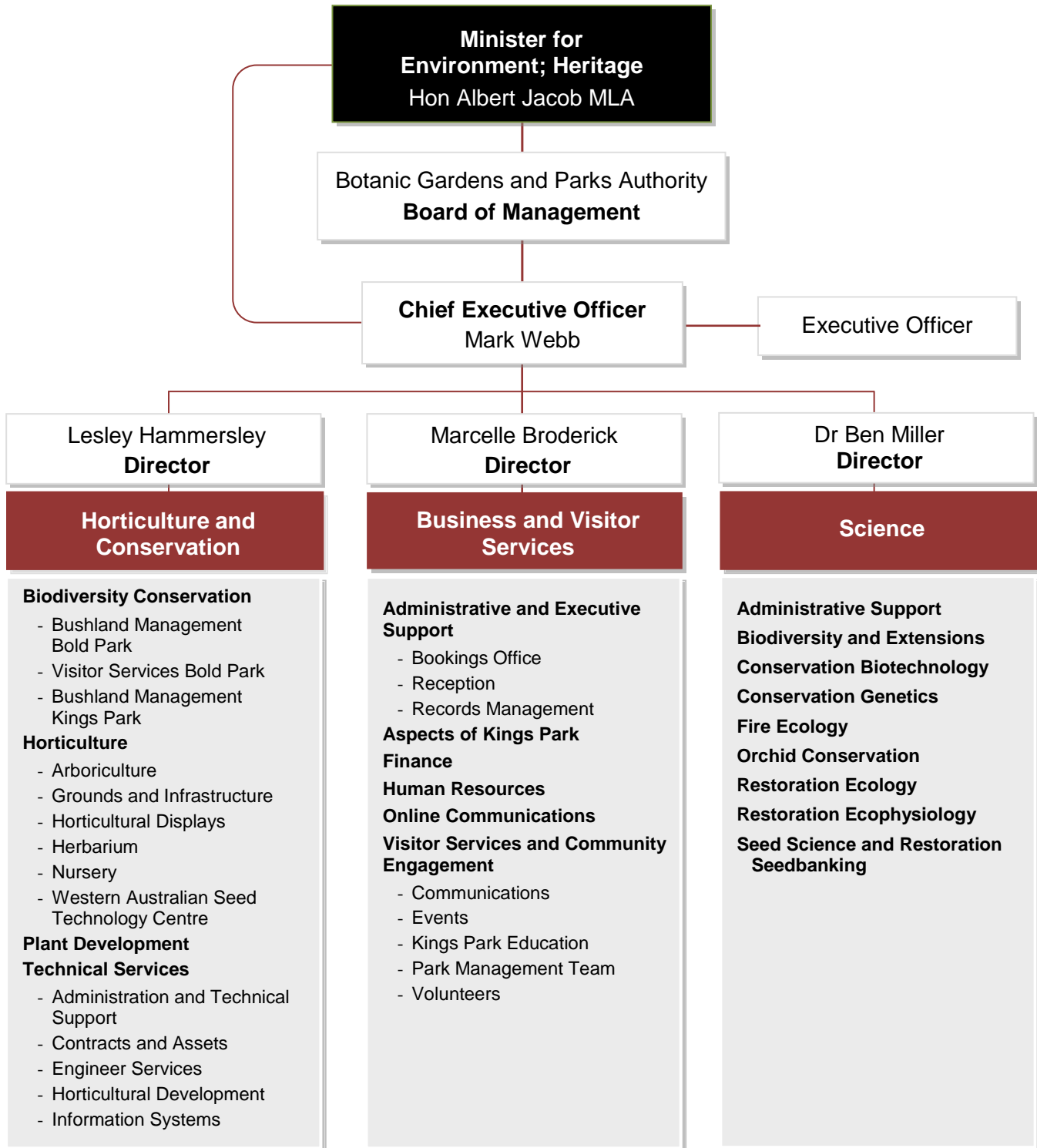
#### **Director, Science**

Ben Miller was appointed as the Director, Science in early July 2015. Dr Miller was awarded his PhD in 2004 from the University of Melbourne. In 2007, Dr Miller joined the BGPA as a research scientist investigating the ecology of two rare flora. He has since undertaken research with the BGPA as a fire ecologist and has advised on strategies for flora rehabilitation projects in the Middle East.

# Agency Overview



## BGPA Operational Structure as at 30 June 2015





## Performance Management Framework

### Outcome-based Management Framework

The BGPA has aligned its activities and outcomes with the relevant goal and strategic outcomes of the State, ensuring collaboration and co-ordination of service delivery. This is achieved through the delivery of key services with desired outcomes for the benefit of the BGPA and Western Australians in general.

The BGPA Strategic Plan 2014-2019 is a comprehensive five-year plan which underlies all of our operational planning to ensure that BGPA is working towards the desired outcomes which support the functions as described by *the Botanic Gardens and Parks Authority Act 1998* and the State Government's goals.

These are divided into the two key services which are the foundation of the BGPA's core business. Service delivery is measured through the BGPA's Key Performance Indicators.

<b>State Government Goal – Results-based Service Delivery</b> Greater focus on achieving results in key service delivery areas for the benefit of all Western Australians.	
Service 1: Customer service and cultural heritage	Outcome 1: Awareness and appreciation of recreation and tourist resources, and cultural heritage for visitors' enjoyment.
Service 2 :Biodiversity conservation and scientific research	Outcome 2: Conservation and enhancement of Western Australia's bushland and other flora.

### Changes to Outcome-based Management Framework

The BGPA's Outcome-Based Management Framework did not change during 2014-15.

### Shared Responsibility with Other Agencies

The BGPA did not formally share any responsibilities with other agencies in 2014-15.

# Agency Performance



The State War Memorial following its completion in 1929.  
Photo BGPA archives.

## A War Memorial for Western Australia

Following the Great War, a State War Memorial had been proposed. Years of discussion and disagreement between State and Federal over design, funding and a suitable location led to delay in its construction.

It was finally agreed that the Cenotaph would be built in Kings Park, on the escarpment overlooking the Swan River for its resemblance to the beaches where Australian and New Zealand landed that fateful day.

After a public appeal for donations and agreement of some funding by the State Government, the State War Memorial was built in 1929.

Reference A Joy Forever, The Story of Kings Park and Botanic Garden by Dorothy Erikson.





## Performance Summary

### Summary of Financial Performance

#### Income

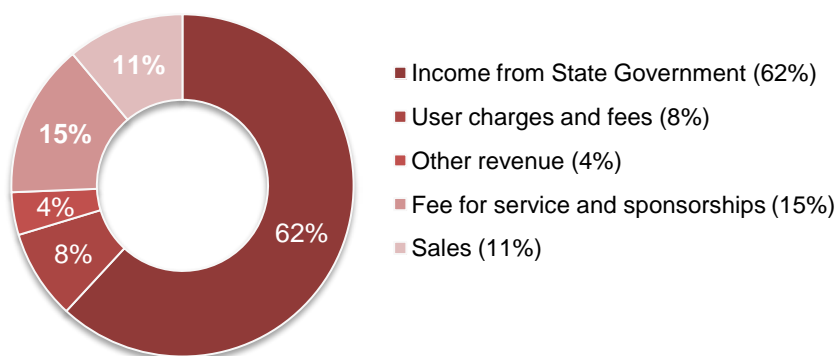
In 2014-15 the BGPA received 62% of operating income from the State Government by way of consolidated fund appropriation. The BGPA generated the balance of revenue (38%) through own source activities.

Own source revenue includes 15% through sponsorship, primarily for the Rio Tinto Naturescape in Kings Park project, and fee-for-service revenue received to deliver scientific research and conservation outcomes.

A further 8% of revenue was raised through user fees and charges for events such as concerts held over the Summer Event season, venue hire, and licences with various leaseholders within the park.

Aspects of Kings Park, the BGPA's retail outlet, contributed 11% of total operating revenue, continuing a consistent growth trend since operations commenced in January 2005.

#### Summary of BGPA Income



#### Expenditure

The BGPA's expenditure is summarised into broad categories.

Employee benefits comprise 50% of total expenditure, which includes salary and wage costs, together with superannuation and leave entitlements.

24% of expenditure was incurred on supplies and services. The most significant expenses are in relation to professional fees and repairs and maintenance. The balance includes expenses for consumables, insurance, contract and leasing costs.

Depreciation and amortisation of 7% reflects the expense incurred by the land, building and equipment asset base under management by the BGPA. The BGPA has an asset replacement plan in place to identify the ongoing replacement of key assets.

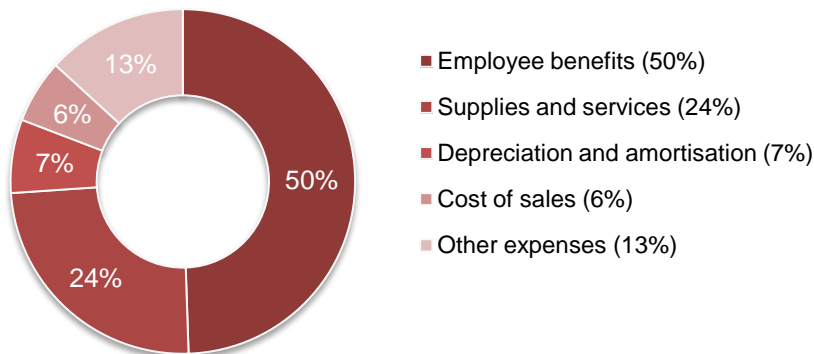
# Agency Performance



Other expenses account for 13% of total expenditure, including costs associated with repairs to buildings and equipment, tree management, and landscape, ground and bushland maintenance. This category also includes employment on-costs such as workers' compensation and staff development costs.

Commitments for the year resulted in a forecasted operating deficit. The core recurrent operations of the BGPA performed within budget.

## Summary of BGPA Expenditure



## Financial Targets: Actual Performance Compared to Budget Targets

The total cost of services variance is due to supplies and services and other expenses exceeding estimates. This also resulted in a higher than expected variation to the net decrease in cash held. Total equity was higher than expected due to greater than forecast movement in the revaluation reserves. The staff level was lower than the target for this year as there was a higher attrition rate than was previously anticipated.

Further explanations are contained in note 34 'Explanatory Statement' to the financial statements.

### Financial Targets: Actual Performance Compared to Budget Targets

		2014-15 Target	2014-15 Actual	Variation
Total cost of services	\$	21,767,000	23,327,905	1,560,905
Net cost of services	\$	14,429,000	14,491,676	62,676
Total equity	\$	62,285,000	63,922,338	1,637,338
Net increase/(decrease) in cash held	\$	84,000	(1,495,315)	(1,579,315)
Approved full time equivalent staff level		135	129	(6)

For detailed information on the BGPA's financial performance, refer to the Financial Statements section of this report.





## Key Performance Indicators: Actual Performance Compared to Budget Targets

The BGPA measures the success of its service delivery through effectiveness and efficiency indicators, in accordance with annual targets. A full explanation of the results of the BGPAs performance including analysis against previous year's results is detailed in the Key Performance Indicators section of this report.

### Outcome 1: Awareness and appreciation of recreation and tourist resources and cultural heritage for visitors' enjoyment.

	2014-15 Target	2014-15 Actual	Variation
The level of visitor satisfaction with Kings Park and Botanic Garden facilities and the Western Australian Botanic Garden.	99%	98%	(1%)
The level of visitor satisfaction with Bold Park and facilities.	98%	100%	2%
The percentage change in the number of cultural events held at Kings Park and Botanic Garden compared to previous years.	6%	(5.8)%	(11.8)%
The percentage change in the number attending customer awareness and education forums held at Kings Park and Botanic Garden compared to previous years.	12%	(10.7)%	(22.7)%

### Service 1: Customer Service and Cultural Heritage

	2014-15 Target	2014-15 Actual	Variation
Average cost per visitor to Kings Park and Botanic Garden.	\$1.76	\$1.83	\$0.07
Average cost per attendee at cultural events held in Kings Park and Botanic Garden.	\$0.15	\$0.17	\$0.02
Average cost per attendee at education forums held at Kings Park and Botanic Garden.	\$1.64	\$4.23	\$2.59
Response times for public information requests (within 28 days).	95%	95%	0%
Percentage change in number of visitors to Reabold Hill compared to previous years.	5%	(3.2)%	(8.2)%



## Outcome 2: Conservation and enhancement of Western Australian bushland and other flora.

	2014-15 Target	2014-15 Actual	Variation
Percentage of Declared Rare Flora (DRF) species in living collections in Kings Park and Botanic Garden, compared to the known number of DRF species in Western Australia.	61%	59%	(2%)
Percentage of accessions in botanical displays in Kings Park and Botanic Garden.	35%	34%	(1%)
Percentage of accessions lost in Kings Park and Botanic Garden.	4%	2%	(2%)
The presence of 15 nominated perennially evident native plant species, which are the most vulnerable taxa within each Kings Park and Bold Park bushland.	100%	100%	-
Number of common native plant species in Bold Park in areas with high levels of management compared to areas with low levels of management.	1.4	1.4	-
Weed cover in high intensity management areas compared to low intensity management areas in Bold Park.	0.47	0.71	0.24
Number of representative native plant taxa in Kings Park bushland.	325	325	-
Number of representative native plant taxa in Bold Park bushland.	310	310	-

## Service 2: Biodiversity Conservation and Scientific Research

	2014-15 Target	2014-15 Actual	Variation
Average cost of representative native plant taxa in Kings Park bushland.	\$4,745	\$4,885	\$140
Average cost of representative native plant taxa in Bold Park bushland.	\$5,738	\$5,897	\$159
Average cost per research grant project administered.	\$18,500	\$18,882	\$382
Percentage change in number of refereed scientific publications published per CF position compared to previous years.	1%	2.5%	1.5%



# Report on Operations

This report on operations provides a summary of the many activities of the BGPA during the 2014-15 year.

## Planning and Development

### Kings Park and Botanic Garden Management Plan 2014-2019

The [Kings Park and Botanic Garden Management Plan 2014 – 2019](#), prepared in accordance with Part 4 of the *Botanic Gardens and Parks Authority Act 1998*, was endorsed by the BGPA Board of Management in August 2014 along with the Audit of Public Submissions. The Plan was subsequently formally approved by the Hon. Albert Jacob, Minister for Environment; Heritage in October 2014. Printed copies of the plan were distributed to key stakeholders and an electronic copy was published on the BGPA website.

The plan identifies 42 strategies for implementation, and good progress was made against many of them during the year, the highlights of which are reported throughout this Annual Report.

### Bold Park Management Plan 2011-2016

The fourth year of the [Bold Park Management Plan 2011-2016](#) saw further progress against its 39 priority strategies, reported in the relevant sections of this Annual Report. As the plan is due for renewal by July 2016, a process for its review was developed, including a timeline and a detailed report of progress, for BGPA Board endorsement in August 2015.

## 50th Anniversary of the Western Australian Botanic Garden



The Western Australian Botanic Garden marks its 50<sup>th</sup> anniversary in October 2015. As one of the most visited, unique and highly respected botanic gardens in the world, this milestone is being celebrated in many forms, reflecting its reach and impact in the community. The theme of 'Beauty Rich and Rare' has been adopted for the anniversary celebrations.

The Friends of Kings Park are playing an integral role in the anniversary year, providing funding for several key projects.

The Friends of Kings Park in partnership with the BGPA have initiated a special capital project that is supported by Lotterywest Grants, which will see the opening of a new terraced landscape and community pavilion in the Botanic Garden. The project will interpret and celebrate Western Australia's unique plant biodiversity and will mark the garden's 50<sup>th</sup> anniversary. Construction began in March 2015, with the opening planned for the official anniversary on 4 October 2015.

A six-week scientific research and seed collecting expedition to the Kimberley has also been made possible by the Friends of Kings Park. Kings Park seed collector Luke Sweedman and Scientist Dr Matt Barrett departed in June 2015 to collect a range of species, with a particular focus on the iconic Kimberley Boab tree (*Adansonia gregorii*).

The University of Western Australia's history unit has been commissioned to enhance the Kings Park at Heart social history project, capturing new stories and content to reflect the important role of Kings Park in the community. A separate project is also underway to research archives, including those in the Battye Library for further recollections, artwork and other materials to complement the project.

A monthly series of '[Anniversary Adventures](#)' have been published on the BGPA website to encourage visitors to explore and learn about various aspects of the WA Botanic Garden.

## Agency Performance



Work on describing 50 new Western Australian plant species for a publication to commemorate the Botanic Garden 50<sup>th</sup> anniversary is progressing well. This is a collaborative effort led by Dr Russell Barrett, with contributions from Kings Park scientists and others. The work will be published in a special edition of *Nuytsia*, the State Herbarium scientific journal, in September 2015.

### Botanic Terraces and Pavilion

The [Botanic Terraces and Pavilion project](#) was initiated as a signature development to commemorate the 50<sup>th</sup> anniversary of the opening of the Western Australian Botanic Garden in October 2015. Conceived in partnership with the Friends of Kings Park who confirmed Lotterywest funding for the project in August 2014, this new garden development is located in the Botanic Garden entry precinct and celebrates the exploration of Western Australia's unique flora over time.

Designed by Landscape Architects Plan E, construction of this dramatic terraced landscape began in March 2015. Cascading down a seven metre slope towards the escarpment, the design features a series of terraces, feature stone walls and resting points as it descends towards the split level pavilion below. It incorporates interpretive artwork by local Nyoongar artist Richard Walley, integrated with bold structural artworks by local artists Anne Neil and Steve Tepper. A new pedestrian path connects the terraces and the pavilion to the Forrest Carpark, providing universal access to the site.



Concept Plan of the Botanic Garden Terrace and Pavilion by Plan E

Construction was well advanced by June 2015 and is scheduled for completion in time for an official launch on 4 October 2015, fifty years after the Botanic Garden was officially opened in 1965.

### Proposed Banksia Farm Land Reservation – Bold Park

Following a Supreme Court Order in September 2012, the State of Western Australia plans to vest the Lot 87 'Banksia Farm' land at Mount Claremont with the BGPA as part of Bold Park A Class Reserve 45409. Prior to the land being vested as Designated Land under the BGPA Act, LandCorp intends to undertake some improvement works such as fencing, paths, seed collection and planting on the 2.85 hectare site.

BGPA representatives continued to liaise with LandCorp representatives and their consultants on landscape management planning for Lot 87, with information provided to form the basis of a tender for the works to be managed by LandCorp. The works will address key management issues prior to the BGPA taking management responsibility. LandCorp is also managing the adjacent Lot residential development.

### Proposed Community Group Accommodation Bold Park

The Friends of Bold Park, representing a consortium of community groups including BirdLife WA, Wildflower Society of WA, Naturalist Club of WA and the Friends of Bold Park, successfully secured a Lotterywest grant to commission a feasibility study into a proposed shared community accommodation facility to be built within the grounds of Perry House at Bold Park.

A Working Group was established, with representatives of the above groups and the BGPA, to progress the study, which was conducted by consultant architects Fratelle Group as the lead consultants. The BGPA provided ongoing support for and representation on the working group and communication with the consultant team as required for the study. The study was completed in June 2015 and comprises a design footprint for a proposed new building, a quantity surveyor's estimate of capital costs and a proposed management model and associated management and running costs assigned to each of the community groups involved.

## Agency Performance



The study will form the basis of a submission to the BGPA Board seeking initial in principle approval for the proposal, so that funding applications can be progressed to further develop the design. This investigation is an approved strategy in the Bold Park Management Plan 2011-2016.

### **Proposed Link Bridge Perth Children's Hospital to Kings Park**

BGPA representatives provided ongoing support in the design development of a proposed pedestrian link bridge over Winthrop Avenue to link the Perth Children's Hospital with Kings Park.

This proposal, initiated and funded by the Princess Margaret Hospital Foundation, is an endorsed strategy in the Kings Park Management Plan. It aims to provide opportunities for future hospital patients and their families to visit the quality open space of Synergy Parkland in Kings Park as a relief from the hospital environment.

BGPA input included design review, assessment of environmental impact and strategies to minimise disturbance of the bushland, assistance with tree survey and assessment, geotechnical investigation and review of construction tender documentation. Construction tenders closed in February 2015 and the Office of Strategic Projects who is managing the project had not awarded a contract by June 2015.

### **Rio Tinto Naturescape Kings Park - Stage Two Planning**

Thanks to generous funding support from Rio Tinto, over the next two years the BGPA plans to implement a second stage of development of [Rio Tinto Naturescape Kings Park](#) for which initial planning commenced in 2014-15. A series of workshops were held with key staff to review the existing facility and identify any refinements required during stage two to deliver operational improvement, and to highlight the many success stories of the site since its opening in October 2011.

A timeline for planning and implementation of the second stage was developed with key milestones identified and a preliminary target date for final completion of spring 2017. Community consultation was undertaken to seek feedback from visitors, schools and other key stakeholders, which along with new ideas identified at staff workshops was collated for consideration during the design phase. A Landscape Architect design brief was commenced for issue in August 2015.

### **Sponsorships**

The BGPA currently has eight active major sponsorships and partnerships in Kings Park and Botanic Garden, including the ongoing support of the Friends of Kings Park. A number of Science partnerships are also in place. Together they can be characterised as large-scale projects which benefit the wider community and provide excellent opportunities for public acknowledgement.

The BGPA strives to maintain active and positive relationships with each sponsor or partner, and delivering the highest quality outcomes for each project.

To ensure long term stability and success, all BGPA sponsorships and partnerships:

- Advance projects within the Kings Park and Botanic Garden or Bold Park Management Plans, and /or delivery of functions specified in the *BGPA Act 1998*.
- Add significant value to high priority projects, capital works, events or scientific research.
- Bring together partners with values and objectives compatible with those of the BGPA.
- Incorporate resources to administer the relationships and ensure all deliverables are met.
- Are individually negotiated and have clear obligations for all parties in an agreed binding contract.

## Agency Performance



**Rio Tinto** is in its seventh year as naming partner of [Rio Tinto Naturescape Kings Park](#) (current sponsorship period 2008 – 2020). This unique facility continues to draw national and international attention for its innovative design and philosophy, and attracts around 80,000 visitors annually. A community consultation strategy was designed and implemented in the 2014-15 year, with results used to inform internal planning processes and the landscape architecture brief for the Stage 2 development of this precinct. The consultation process included a variety of tools to reach different audiences including children, teachers, parents and experts in a range of relevant fields. Rio Tinto and the BGPA continue to work collaboratively to keep adding value to the project. Rio Tinto commences a second tranche of \$3 million capital funding for Stage 2 between mid 2015 and 2017. Rio Tinto has committed approximately \$9 million in total to this partnership.

**The Water Corporation** entered its final year of its current support of environmental education programs in [Rio Tinto Naturescape Kings Park](#) (current sponsorship period 2009 – 2015). The Water Corporation is the naming partner of the Water Corporation Wetland in this facility.

**The Friends of Kings Park** continue to be a highly valued and consistent supporter of Kings Park, particularly through their success in sourcing major grants. In 2014, the [Friends of Kings Park](#) were successful in obtaining a \$1.87 million grant from Lotterywest to create the Botanic Terraces and Pavilion project currently under construction. This unique capital project has been commissioned to mark the 50<sup>th</sup> anniversary of the Western Australian Botanic Garden. The project, which is set to open in spring 2015, celebrates WA flora and the history of the Botanic Garden.



The Friends also received [a \\$100,000 grant](#) from **Lotterywest** to enhance the 2015 Kings Park Festival. Funding from the Friends of Kings Park has supported a special 2015 seed collecting expedition to the Kimberley (also to mark the WA Botanic Garden's 50<sup>th</sup> anniversary), its regular annual scholarship opportunities for BGPA staff, advocacy and an extraordinary volunteering contribution.

**Santos** supported the [Kings Park Festival](#) as Major Festival Partner for a fifth consecutive year (current sponsorship period 2013 -2015). This sponsorship has delivered a rich program of live music and entertainment. Santos had a successful presence at the Kulunga Katitjin Festival for primary school students for the first time as part of the 2014 Kings Park Festival.

**West Australian Newspapers** supported the [Kings Park Festival](#) as its media partner for a fourth year, providing valuable promotion and coverage of the Festival.

**Variety WA** (current sponsorship period 2013 – 2017) has made possible the significant expansion of adventure play area and picnic facilities at the [Saw Avenue Picnic Area](#), which was completed and launched in August 2014. These Stage Two developments have greatly enhanced this park asset, making it one of the most attractive and popular areas in Kings Park for families, as well as improving accessibility and enjoyment for children of all abilities.

**Synergy** maintains its sponsorship of Synergy Parkland (current sponsorship period 2012 – 2017). This large, popular parkland attracts in excess of one million visitors each year.

## Agency Performance



**BHP Billiton** currently has a \$5 million project with BGPA Science (2013-2017) to investigate the science of creating effective restoration in the Pilbara region. The [Restoration Seedbank](#) project will run for five years with three senior scientists and research associates working on key aspects of seed banking, native seed farming, effective broadcast seeding technologies and approaches to optimise native soils for regeneration of bushland habitats. The outcomes of this program will provide benefits to native plant restoration Australia wide.

### Stakeholder Liaison

The BGPA liaises with the broader community, neighbouring land managers and other local stakeholders to share information for mutual benefit and also to ensure the BGPA interests are appropriately represented in nearby external planning processes. Engagement with volunteers, community groups and other stakeholders is also important to keep everyone appropriately informed about activities and seek their input on new initiatives or issues. A list of the BGPAs primary stakeholders is included in Appendix 1.

Bold Park staff liaised with representatives from Wollaston College an adjoining property to ensure they were well informed about the proposed fire ecology research and experimental burning program adjacent to their property. The burning did not proceed but the communication helps improve their understanding of BGPA activities. BGPA also provided advice to Wollaston regarding plant selection for their gardens and fire mitigation strategies.

Liaison also continued with the Town of Cambridge regarding their major construction activities at the Bold Park Aquatic Centre to minimise their impact on the surrounding bushland. Works are well under way and due to open in October 2015. Other matters included liaison with Council Rangers on enforcement issues relevant to both organisations and regular contact with the Quarry Amphitheatre regarding slope stability and bushfire risk management.

BGPA staff continued to contribute to the Whadjuk Trail Network, specifically the Yange Yep Bidi and Karda Bidi walk trails. The Yange Yep Bidi will link other local wetlands with Perry Lakes, via Kulbardi Trail in northern Bold Park, with Reabold Hill incorporated into the interpretive material. Karda Bidi trail has a focus on the Swan River and includes a portion of Western Path in the route. The BGPA has provided input into brochures and signs for the trails and incorporated trail markers onto paths where appropriate.

Negotiations with the Department of Agriculture and Food WA (DAFWA) resulted in the successful installation of a DAFWA weather station at the irrigation pond enclosure in Kings Park. This station provides accurate logging of weather data, assists with analysis of Perth weather patterns, and will be a useful tool for the BGPA in irrigation and fire management particularly. Access to the data is broadly available to the public via the DAFWA website and mobile application.

The BGPA provided input to a City of Perth early study into a shared use path proposal along the Kings Park Road boundary with Kings Park. A site visit followed by a workshop identified issues and opportunities along the route, with tree protection, carparking access and a proliferation of underground services presenting as the greatest challenges.



## Visitor Services and Community Engagement

### Visitation

#### Bold Park

Visitation to the whole of Bold Park is difficult to estimate due to limited opportunities to record and measure visitors entering the park on counters. The absence of a power supply in the field places a reliance on battery operated people counters for pedestrians, which have so far proven to be inconsistent and unreliable due to technical difficulties.

The vehicle counter on the Scenic Drive entry to the park recorded a total of 69,547 vehicles, 2,269 less than the previous year, representing a 3% reduction. In the previous year the number of vehicles recorded for June was unusually high at 8,934, and around 3,000 higher than the average in other years. This once-off June 2014 increase was not repeated in June 2015, which is the month the decrease in vehicle numbers occurred.

#### Kings Park and Botanic Garden



Kings Park and Botanic Garden recorded 5.75 million visitors in 2014-15 based on car count and pedestrian data collated at the park's entry points on Fraser Avenue, Saw Avenue, Pool Avenue and Park Avenue. This is a slight increase on the 5.6 million recorded in the 2013-14 year.

A review of visitor numbers to Kings Park and Botanic Garden over the past five years revealed that visitation has remained reasonably consistent. Dipping to 5.6 million in 2013-14, the three years prior were recorded at 5.8 million visitors. Visitation peaked at 6.5 million in the 2008-09 year and has not dropped below 5 million since the 4.8 million recorded in the 2005-06 year. Over the last ten years the average annual visitation is 5.69 million which equates to an average of 15,575 visitors per day.

Through annual visitor surveys, there is evidence that nearly 80% of visitors are from Perth suburban and outlying areas (which would equate to approximately 4.5 million Kings Park visitors), with intrastate, interstate and overseas representing only a small proportion of visitors.

#### Visitor place of residence survey data against estimated visitor numbers reported.

Visitation of 5.75 million in 2014-15		
Local Visitors	78.63%	4,521,225
Intrastate Visitors	3.83%	220,225
Interstate Visitors	7.06%	405,950
Overseas Visitors	10.48%	602,600

The Australian Bureau of Statistics reported the Western Australia's population was estimated at 2,581,300 at the end of the December 2014 quarter, indicating 1.75 visits for every individual in Western Australia.



# Agency Performance



The spring and summer months are the most highly visited times in Kings Park. Aside from the mostly fine weather during these months, the Kings Park Festival in September attracts around 600,000 visitors each year. The peak flowering season from August to December is a notably busy time with increased vehicle and pedestrian traffic around the whole park. The Summer Events program continues to be well attended (around 100,000 attendees annually); Australia Day attracts approximately 30,000; and Anzac Day generally attracts about 40,000 visitors, although this year a record 60,000 visitors attended for the 100<sup>th</sup> year since the 1915 Gallipoli campaign. School holidays and traditionally busy days including New Year's Day, Valentine's Day, Mother's Day, Father's Day and Christmas and Boxing Days also remained popular days for visitors to come to Kings Park and Botanic Garden.

A number of major community sporting events take part in or pass through Kings Park and Botanic Garden attracting approximately 16,000 participants and spectators. Almost 55,000 for visitors to weddings, social, corporate and community functions held throughout the year. More than 35,000 students, educators and carers attend the variety of programs run by the Kings Park Education team. Further information about [events](#), [bookings](#) and [Kings Park Education](#) is detailed elsewhere in this report.

## Visitor Liaison

Staff in Kings Park and Botanic Garden consistently respond to many daily enquiries from the general community on a diverse range of subjects including plant identification and plant information, comments and questions about activities, payments and a host of general enquiries.

The reception in Kings Park and Botanic Garden provides daily visitor/customer liaison in person, over the phone or by email on a range of services such as events, functions and general enquiries, complaints and communications. The closure of the Western Australian Ecology Centre to the public except by appointment in June 2014 has significantly decreased the general public interface at Bold Park, with most telephone and email enquiries being directed to Kings Park. This arrangement was initiated on a trial basis for six months and continued in 2015 following a minor review.

The Visitor Information Centre in Kings Park and Botanic Garden, run by the [Kings Park Volunteer Guides](#), is open every day from 9.00am to 4.00pm. All BGPA maps and brochures are available from the Centre, and the Guides share information on the services, botany and history of Kings Park and Botanic Garden. The Guides' statistics for the year show a total of 48,566 contacts and phone calls to the Visitor Information Centre during 2014-15. In addition, the Guides delivered free Guided Walks to 7,751 visitors.



In Bold Park, the BGPA continued to support and promote the guided walks program conducted by the Friends of Bold Park Volunteer Guides. Walks were promoted through monthly articles in the local community paper and relevant environmental newsletters, and a total of 36 walks were conducted during the year. These walks and local media articles continued to raise the profile of Bold Park and its conservation values to a wider audience.

The BGPA's Park Management Officers (PMOs) play an essential role in all visitor liaison, providing front-line customer service to visitors in relation to their bookings or other issues. The PMOs maintain daily contact with the Kings Park Volunteer Guides through the Visitor Information Centre and regular interactions with all lease operators.

## Agency Performance



Part of the PMO role is to ensure visitors comply by the BGPA's Regulations (*Botanic Gardens and Parks Regulations 1999*), ensuring the safety and enjoyment of facilities for all visitors and the protection of the park's built and natural assets. The tasks of the PMOs on any day can consist of minor first aid duties, traffic management, opening and closing of facilities, responding to vandalism, rescuing injured fauna, urgent cleaning, addressing issues of dogs off leads, illegal camping, and lost property. The list of daily tasks is long and varied for this essential visitor focused team.

Major issues for the PMOs to address are unauthorised parking and speeding. This year the PMOs issued 1,018 Infringement Notices for breaches of the *BGP Regulations 1999* with the majority of these issued for vehicle related offences.

The Community Liaison Officer in Bold Park fulfils a similar role to the PMOs in Kings Park, with visitor liaison forming an important part of the role. There was an ongoing focus on environmental awareness and promotion of passive recreation opportunities during face to face communication with visitors. In addition, there remained a focus on encouraging dog owners to keep their dogs restrained on a lead while in the park, as well as regulation of cycle access to the park.

### Visitor Feedback

Annual visitor surveys are conducted in both Bold Park and Kings Park and Botanic Garden to assess visitor satisfaction with services, facilities and the overall visitor experience. This visitor feedback plays an important role in general management and planning for both parks. Results of these surveys are also used to provide data for the BGPA's Key Performance Indicators.

#### Kings Park and Botanic Garden Visitor Survey

A survey of 516 visitors to Kings Park and Botanic Garden was conducted over the period 24 January to 23 May 2015. The focus of the annual survey is to gauge visitors' impressions of the grounds, facilities and services and also to measure visitors' awareness of sponsors of Kings Park and Botanic Garden.

Overall, respondents' impressions of their visit were very positive with 97.8% of respondents stating that they were either satisfied or very satisfied with their visit to Kings Park. This rating is consistent with recent years.

When asked what had motivated visitors to come to Kings Park and Botanic Garden, the overwhelming response (67.4%) was for a family outing and 27.7% were visiting with a friend, relative or colleague. The remaining responses regarding motivation for visit varied and included being a visitor to Perth, part of a tour, time to spare, time to read, enjoying the sun and kids activities among others.

The most popular aspects for visitors were the views, time spent with friends and family and children's facilities such as playgrounds and Rio Tinto Naturescape Kings Park. Toilets and parking were the least favourite aspects of visitors' experiences and a diverse range of improvements were suggested including the provision of additional infrastructure, specifically more toilets, more parking and more barbeques.





## **Kings Park Bushland Visitor Survey**

Intercept surveys were carried out in Kings Park by BGPA staff between September and November 2014, targeting a minimum of 100 visitors in each of the bushland and the developed areas of Kings Park. Two separate questionnaires were used, one surveying bushland area users and the other surveying developed area users.

Of those surveyed, 87% of visitors to the bushland came from the Perth metropolitan area compared with 62% of those surveyed in the developed areas, and 52% of visitors in the bushland were daily visitors. The main activity in both precincts was walking (68%), followed by cycling (45%) for those in the bushland and photography and nature observation (25%) for those in developed areas. A total of 98% of bushland visitors rated their overall satisfaction as very good to excellent.

A comparison between the results of the 2014 survey and those from a similar survey in 2004 showed an 18% increase in daily visitors to the bushland. Walking was reconfirmed as the most popular activity and cycling in bushland areas had increased by 5%. Satisfaction with the condition of bushland tracks increased by 20% in the 2014 survey compared with 2004, likely reflecting the upgrades to several paths since 2004 including Crawley Path, Goanna Track and the Nature Trail. A more positive response to the installation of interpretive signs was noted in the 2014 survey compared with 2004, in which 64% indicated they would be less likely to visit the bushland with increased signs installed.

Feedback from visitors is used to inform the BGPA about community values and helps develop planning strategies for improved management of the bushland. For example, improvements to the treatment of Kings Park bushland entries off Thomas Street were initiated after visitor feedback was received about the inadequacy of the sandy stretches of path that link from the road to the bushland paths. As the verge area sits within the City of Perth jurisdiction, preliminary discussions were held with City of Perth representatives regarding upgrading the paths. This work is in the initial design phase and is planned to be implemented by early 2016 after further liaison with the Council representatives.

## **Bold Park Visitor Survey**

In Bold Park 100 visitors were surveyed during May and June 2015 with all those surveyed (100%) rating their overall satisfaction with Bold Park as being very good to excellent. This overall result was the same as the previous year but with an increase of 12% providing an excellent rating over very good than in the 2014 survey. Bushland experience and park cleanliness were the highest ranked elements, each with a 100% very good to excellent rating.

The condition of trails increased its satisfaction rating by 4% over the previous year and response on signs also showed an increased satisfaction rating of 9% compared with the 2014 survey. This is likely a result of the new interpretive signs that were placed at entry points to the park.

Of those surveyed, 71% visit Bold Park weekly or more often and 18% visited the park at least once per month. There was a small increase in visitors in the 19-25 year old demographic.

A six month trial of one-way cycling for cyclists using Scenic Walk in Bold Park, in which uphill cycling only was permitted concluded in September. This initiative aimed to review the impact of single direction cycle access on pedestrian and cyclist safety following a number of complaints and various approaches by BGPA to modify cyclist behaviour. Feedback on the trial was overwhelmingly positive, with a high level of cyclist compliance and positive feedback from both cyclist and pedestrian user groups. Given the encouraging results of the trial, the one-way route has been endorsed as an ongoing arrangement.



## Complaints Management

In addition visitors have the opportunity to provide comments directly. As with results from formal visitor surveys, the BGPA's procedures ensure that complaints as well as comments/suggestions from visitors and stakeholders are recorded and considered in the monitoring, management and improvement of visitor service and park management.

In addition to the many telephone and email enquiries received daily, 113 formal communications (129 in 2013-14) were recorded between 1 July 2014 and 30 June 2015, of this there were 84 complaints (compared to 88 in 2013-14), 13 comments and/or suggestions and 16 compliments. With the total number of visitors to Kings Park and Botanic Garden and Bold Park estimated at 5.75 million for the same period, the complaints received represent less than 0.002% of all visitors.

There are also many hundreds of comments recorded annually in the Visitor Information Centre Visitor Book. Reviewing these comments captures complaints, comments and suggestions that may not have been captured by the formal system. In 2014-15 there were 544 comments recorded in the Visitor Book. Of these, 10 were complaints and 12 were suggestions for adding to existing services and facilities.

In response to visitor feedback the BGPA has undertaken more active traffic management with additional visitor information provided on-site and online regarding parking and access by public transport. The BGPA reviews visitor demand and feedback in planning new facilities and in adding to facilities, such as provision of bins, drinking fountains, seating and barbeque facilities. Access to information is also enhanced through improving information available online.

## Communications

The ultimate aim of the BGPA Communications team is to provide a clear and consistent voice for the beautiful parks, dedicated people and leading projects.

This has been achieved through strategic communications, an adaptable approach and good relationships inside and outside the BGPA. A two year BGPA Communications Plan (2014 – 2015), aligned to the BGPA Strategic Plan and new Kings Park Management Plan, guides the activities of the team.

Priorities for the 2014-15 year included support for the following projects:

- 2014 Kings Park Festival 'Magic of Nature'
- Community consultation plan for Stage 2 planning for Rio Tinto Naturescape Kings Park
- Fire Ecology Research Project
- Launch of Variety Place in a Stage Two development of the Saw Avenue Picnic Area.
- 50<sup>th</sup> anniversary of the WA Botanic Garden
- Creative interpretation of WA flora for the botanical terraces and pavilion project planned for the 50<sup>th</sup> anniversary of the WA Botanic Garden.
- Anzac Centenary
- Aspects of Kings Park gallery shop marketing

From late 2014, the Communications team joined forces with Aspects of Kings Park to co-ordinate the gallery shop's marketing strategy. This has enabled better connections between Aspects and the wider BGPA. The latter half of the financial year has seen a rejuvenation of the Aspects' brand and marketing activities appropriately timed with the store's successful ten-year anniversary.

The team has responded to a diverse range of media and public enquiries, from local press to international media and have contributed articles, event information and images to many print and digital publications to promote the work of the BGPA.

# Agency Performance



## Online Communications

The BGPA's online presence continued to be developed during 2014-15, in recognition of its dynamic and important role in public communication. The BGPA has actively liaised with and provided information and images to external organisations that refer to BGPA activities. These latter activities are requiring more resources as outdated information proliferates on the internet through external websites and automatically generated services, such as Google snapshot.

## Honour Avenues Plaques Online Database



The first Kings Park Honour Avenue was officially opened in August 1919 and dedicated to 404 fallen soldiers who were buried overseas or had no known grave. There are now three Honour Avenues in Kings Park and Botanic Garden with more than 1,600 plaques dedicated by the families of servicemen and women who have died in conflict.

Almost five years in the making, the [online database](#) project involved the capture of photographs and GPS coordinates of all 1,600 plus plaques; validation of all record data against the in-the-ground record; and building an online system capable of filtering and displaying maps, photos and data across devices.

One of the most challenging aspects of this development was to prepare a system to allow for both quarterly imports from the Honour Avenues Group and manual manipulation direct to the system to provide for future directions and operational activities that see the on-site removal and relocation of plaques on a regular basis.

Officially launched on 7 April 2015, in time for the Anzac Centenary, the online database has proven to be of great interest to the community with more than 20,000 visits to the site between 7 April and 30 June 2015.



## BGPA Website

The BGPA website ([bgpa.wa.gov.au](http://bgpa.wa.gov.au)) is the primary online mechanism for information dissemination to the general public on all functions and activities. The website provides a window into each park to allow virtual visitors to view the beautiful surrounds, venues, biodiversity, attractions and events. The website is recognised as a dynamic interface that requires constant review to ensure current, accurate and reliable information, which is presented in a manner consistent with other State Government websites.

The current website was launched in December 2013 and was carefully designed to perform well on any browser and any device including desktops, tablets and mobiles. Accessibility was improved across the site, achieving an impressive AA against the World Consortium Accessibility Guidelines in most areas. Feedback from visitors, staff and volunteers has been very positive. The BGPA website continues to receive increased annual visitation with 451,590 visits during the year from 323,917 unique visitors.

The major focus in online communications during the 2014-15 financial year was phase two of the website redevelopment. Phase two entailed finer scale review of content and architecture; including the redevelopment of the Kings Park Festival, Science and Kings Park Education sections of the website. Online registration for events was trialled during the 2014 Festival with further improvements identified for the 2015 Festival. The custom built component 'Find your venue' feature used by the Bookings team was extended to develop a useful search facility and display system for the Kings Park Education programs.

# Agency Performance



In addition to various other updates across all areas of the website during this financial year, approximately 100 news and public notice items and hundreds of events were published and made available via RSS feeds.

Image management and optimisation was improved across the website, resulting in higher quality images with faster page-loading times. Considerable effort was invested in the back-end management of the website to improve workflow and efficiency. Clear documentation of work procedures and system specifics was undertaken.

## Aspects of Kings Park Website

The [Aspects of Kings Park website](#), with a modest online shopping facility, was launched in May 2013. The Aspects website continues to receive increasing visitation with 26,488 visits during the year by 21,468 unique visitors. Feedback from customers and suppliers is continually positive. The shopping component of the website has grown substantially with 500 products currently available online for purchase.

There are a growing number of customer accounts with an ongoing trend for multiple purchases by regular clients. Homewares continues to be the top earning category of products, followed by jewellery, gift vouchers, accessories, books and Mother's Day products. Important platform and template upgrades are targeted for the 2015-16 financial year to increase the online shopping focus and allow improved responsiveness across browsers and devices.

## E-newsletters

The number of subscribers to the BGPA emailed newsletters continues to grow. News of activities and events were communicated to 3,939 visitors who subscribed to the regular BGPA e-newsletter. There were 1,396 subscribers to the quarterly Kings Park Education e-newsletter, targeted to teachers and education professionals. The Aspects e-newsletter communicated new products and campaigns to 1,786 subscribers on a regular basis.

## Social media

The BGPA's social media presence continues to grow as a means to distribute information to the general public. Several Facebook pages were amalgamated into two key entry points to Kings Park and Bold Park. The Kings Park and Botanic Garden main Facebook page has 4,951 likes during this period ending 30 June. Activity is constantly monitored and several posts are added each week. Bold Park continues to have a separate Facebook page with almost 200 followers following modest monthly posts.

Aspects of Kings Park launched an Instagram account in April 2015 and currently has 198 followers. Google plus accounts were claimed for Kings Park and Botanic Garden, Botanic Gardens and Parks Authority and Aspects of Kings Park. A BGPA Youtube channel is being developed and will be launched in the next reporting period, largely reliant on external video promotional resources that support BGPA objectives. Social media is continually integrated with the new BGPA website, particularly in the events section, and further improvements are targeted for the coming year.

## Events

### Kings Park Festival

The 2014 Kings Park Festival celebrated 'The Magic of Nature' during September, showcasing amazing wildflower displays in the Western Australian Botanic Garden.

The 2014 Kings Park Festival's success was made possible by the financial support received from major partner Santos, together with Lotterywest through the Friends of Kings Park. A media partnership with The West Australian newspaper assisted with targeting the community and increasing awareness of the Kings Park Festival.

## Agency Performance



Four Santos Live Sundays music events were planned for the 2014 Festival; however, due to severe weather one was cancelled. The launch concert on 7 September featured well known Australian musician Christine Anu. The Santos Live Sundays music series featured popular Western Australian swing, jazz and indie musicians. The live music events created an energetic atmosphere for visitors to the Western Australian Botanic Garden.



Kings Park Education hosted the Kulunga Katitjin Festival on 17 September in the Botanic Garden, with 1,860 primary students participating in the event and around 400 adults assisting with supervision and logistics. Thirty leading Aboriginal and environmental educators created interactive stations for the event, including a range of hands-on activities, performances and displays.



The Fantastic Faraway Festival, supported by Santos, was successfully held in the Lotterywest Family Area on 20 September. The event catered for children aged two to 12 years old and featured over 30 different activities including live stage performances, magic shows, pony and camel rides, face painting, craft activities and games. The event attracted a record 6,000 visitors over the course of the day.



Kings Park's Adorable Florable wildflower characters were once again a popular attraction. In 2014 they entertained visitors through the Botanic Garden during the Santos Live Sundays events, the Kulunga Katitjin Festival and the Fantastic Faraway Festival.



The 2014 Kings Park Festival also featured many new exhibitions, including a Turf Tattoo, a Fizzy Flowers installation, Aspects of Kings Park window art and an Unearthed Exhibition which showcased different images, stories and facts about the underground world.



Between 550,000 and 600,000 people were estimated to have visited Kings Park and Botanic Garden during September, with many of them participating in a variety of family and educational days, outdoor exhibits, guided walks, seminars and activities on offer. A visitor survey revealed that more than 90% of respondents gave the Kings Park Festival an overall rating of 4 or higher out of 5. Similar to previous years, the entertainment (4.4 out of 5) and ground cleanliness (4.6 out of 5) were the most highly rated services.

Planning for the 2015 Kings Park Festival is underway with the theme of the 'Beauty Rich and Rare' to reflect the importance of the Western Australian Botanic Garden which celebrates its 50<sup>th</sup> anniversary in 2015.

Photos J D'Arcy and D Blumer



### The Magic of Nature

The success of the **2014 Kings Park Festival** is evidenced by the visitor attendance figures to the activities and attractions throughout the event:

- An estimated **2,500** people attended the Santos Live Sundays launch concert on Sunday 7 September.
- Approximately **3,000** people attended each day of the other three Santos Live Sundays.
- **6,000** children and their families attended the Fantastic Faraway Festival.
- Around **2,260** students, teachers, parents, exhibitors, staff and volunteers attended the Kulunga Katitjin Festival.
- The Friends of Kings Park Native Plant Sale held over long weekend of 27 - 29 September, recorded takings of more than **\$90,000**.
- Over **2,470** people attended the Kings Park Volunteer Guides free guided wildflower walks.
- An estimated **600,000** people visited Kings Park and Botanic Garden during September 2014.

### Summer Events

The 2014-15 Summer Events series attracted a total of 93,020 visitors to Kings Park and Botanic Garden from November 2014 to March 2015. The popular program of events included concerts, outdoor theatre and outdoor cinema.

- Eight concerts were presented by Mellen Events with artists including Sixto Rodriguez, Jimmy Barnes, Classic Hits, Angus and Julia Stone and Billy Idol. The concerts attracted 39,591 attendees.
- Prompt Corner presented a children's theatre performance of Alice in Wonderland at the Saw Avenue Amphitheatre from 9 January to 18 January 2015, attracting 1,790 attendees.
- From 7 December 2014 to 29 March 2015, Moonlight Cinema screened latest release, contemporary, cult and classic movies on the lawns of Synergy Parkland to a record attendance of 51,639 patrons.

The 2014-15 summer was Moonlight Cinema's 11th season in Kings Park. Attendance has grown since the 28,368 patrons in the 2004-05 season, and more than 360,000 visitors have enjoyed movies on summer evenings in the park over this time.

The Summer Events program is supported by the professional efforts of the events, horticultural and grounds staff with on-site supervision of event contractors to ensure visitor safety, protect park assets and provide ongoing maintenance and repair of turf areas to ensure a high standard of presentation for all visitors.



# Agency Performance



## Anzac Day 2015 – Centenary Commemorative Event

The BGPA and the Returned and Services League of Australia WA Branch Incorporated (RSLWA) worked closely together to present the 2015 Anzac Day Dawn Service at the State War Memorial.

An Anzac Day Organising Committee was established to ensure that the Anzac Centenary was commemorated as a solemn moment in history to honour and show appreciation for the men and women who have served Australia in all conflicts. The Organising Committee included members from the following organisations: WA Police, St John Ambulance, the Public Transport Authority, the RSLWA and the BGPA.



Anzac Day 2015. Photo J Thomas Photography

The Dawn Service was a solemn and poignant event broadcast live on Channel 9 Perth. Attendance in 2015 was estimated at around 60,000 people, an increase of approximately 20,000 compared to 2014. Additional screens were installed within the Fraser Avenue Precinct to cater for the increased visitation for this event. Fraser Avenue and Kings Park Road were closed to all traffic to ensure the safe ingress and egress of pedestrians. A bus drop off and pick up zone was established on Kings Park Road with additional trains and shuttle buses in operation to transport visitors to Kings Park.

In addition to the Dawn Service, six Sunset Service events were held at the State War Memorial from Sunday 19 April to Friday 24 April. These events each attracted around 500 people and included a wreath-laying service. Special acknowledgement was given to particular individuals and groups at the Sunset Events including nurses, Indigenous soldiers and religious leaders who made valuable contributions during their war service.

## Community, Cultural and Sporting Events

Local community, cultural and sporting events continue to attract visitors to Kings Park and Botanic Garden. Due to the large attendance and spectator numbers that have a significant impact on access to parking and facilities in Kings Park, these events require active involvement from BGPA staff members who conduct road closures and traffic management duties.

The annual Australia Day Skyworks over the Swan River draws large spectator crowds to Kings Park and Botanic Garden throughout the day on 26 January. In 2015, approximately 30,000 people attended. Kings Park is closed to all vehicle traffic and BGPA staff work closely with the City of Perth and WA Police to ensure the success of this event. Reabold Hill lookout in Bold Park is also a popular viewing spot for this event.

The annual City to Surf running event, held in August 2014, attracted many thousands of participants and spectators across the entire route between Perth City and City Beach, including Kings Park and Botanic Garden and Bold Park. The Marathon and Half Marathon courses pass through areas of Kings Park and Botanic Garden. The inaugural Swan River Run was part-held in Kings Park and Botanic Garden in July 2014 on a trial basis.

A number of other small to medium sized community, cultural and sporting events were held throughout the year at the Lotterywest Family Area, Synergy Parkland and Saw Avenue Precincts. These events are included in the figures for Kings Park Bookings.

# Agency Performance



## Estimated attendance at Kings Park Events

Event	No. of Attendees	
	2013-14	2014-15
Kings Park Festival	600,000	600,000
Concerts <small>was attended</small>	31,013	39,591
Prompt Corner Children's Theatre	1,486	1,790
Outdoor Cinema <small>was attended</small>	48,105	51,639
Anzac Day	40,000	60,000
City to Surf Half and Full Marathon <small>was attended</small>	7,000	5,500
Community, Cultural and Sporting events	15,300	18,000
<b>Estimated Total Attendees</b> <small>to all events</small>	<b>748,337</b>	<b>776,520</b>

## Bookings

The BGPA manages bookings for private, corporate and community functions and events at the many venues throughout Bold Park and Kings Park and Botanic Garden. The BGPA continues to review bookings processes, forms and assess suitability and availability of venues.

Changes implemented on a trial basis in June 2014 in which the Western Australian Ecology Centre was restricted to opening by appointment only, meant that corporate and government bookings for the Tamala Room were no longer offered. The Tamala Room became available for regular community group bookings only and as a result, the number of participants and bookings were reduced from previous years.

An estimated 735 participants attended events booked for the Tamala Room compared with 2,260 in 2013-14, with a total of 19 bookings for the year compared with 67 in 2013-14. Hire revenue was also reduced with 19 community rate bookings, four of which were at no charge. There were no full fee paying bookings during the year.

There were slightly fewer booked activities in Bold Park bushland for the year with 26 bookings, including 3 sporting events, compared with 30 the previous year. Overall there were fewer participants, approximately 563 compared with 740 in 2013-14.

Bold Park and its surrounds were showcased as part of various high profile sporting events. This included the annual City to Surf, the Velofest 2014, a premier cycling event, as well as the Ocean Bike Ride for Multiple Sclerosis. In total these events involved thousands of competitors and spectators that mainly used the roads surrounding Bold Park to participate in the respective events. The events raise money for charities and corporate entities with some of the more high profile ones receiving significant media coverage.

Kings Park and Botanic Garden remains a popular location for many weddings, family, private and corporate functions, sporting events and fitness activities booked throughout the year.

The introduction of a new Medium Sized Events package (functions or events for 250 – 2,000 people) has made a significant improvement in how these events are planned and managed for improved visitor safety, access and asset protection. Organisers are required to provide appropriate event management to ensure attendees and other park visitors have appropriate access to facilities.

A review of the fitness group bookings commenced early 2015. Ongoing issues of non-compliance with booking terms and conditions needed to be addressed and a venue impact assessment undertaken. Changes are being implemented for improved venue allocation, system management and reporting. A new fee structure has been proposed and is expected to be approved and applied in 2015-16.

# Agency Performance



Bookings figures have remained mostly consistent with only minor variations. There was an increase in attendees at the wreath laying and memorial services this year which is attributed to the 100<sup>th</sup> year of Anzac commemorations. Bookings for film and photography substantially increased. Booking numbers and attendance are illustrated in the table below:

## Kings Park Bookings received and managed in 2014-15

Booked Function/Event	2013-14		2014-15	
	Number of Bookings	Number of Attendees	Number of Bookings	Number of Attendees
Weddings	245	14,031	206	12,322
Social Functions	430	19,301	466	19,288
Corporate Functions	52	4,297	60	5,056
Community Group Events <sup>(1)</sup>	107	14,824	109	6,022
Wedding Photography <sup>(2)</sup>	71	924	76	721
Commercial Film and Photography <sup>(2)</sup>			126	1,174
Sporting Events and Fitness Groups <sup>(3)</sup>	50	6,255	59	5,890
Booked Guided Walks (in addition to the daily free Guided Walks)	28	573	27	680
Wreath Laying Ceremonies	68	7,920	73	11,945
Visits to the Park (non school-based visits)	92	3,614	50	3,767
Medium Sized Events <sup>(4)</sup>			16	19,983
<b>Totals</b>	<b>1,143</b>	<b>71,739</b>	<b>1,268</b>	<b>86,848</b>

### Notes:

1. There is a significant drop in the number of attendees recorded against Community Group Events (although not the number of actual bookings), this is because many now fall into the Medium-sized events category (refer to note 3).
2. Wedding and commercial filming and photography were previously recorded together. These categories were separated this year to capture more accurate data.
3. Accurate booking numbers for sporting events and fitness groups have been difficult to capture with current booking practices. For example one fitness group booking may be for 12 visits of 20 participants. One sporting event booking might be a fun run with 300 participants in a once only event. The BGPA is reviewing system management to improve reporting in 2015-16.
4. Medium Sized Events is a new booking/reporting category for functions or events of 250-2,000 attendees, comprising sporting, memorial and community events.



Wedding ceremony at Marlee Pavilion.  
Photo A and C Photography

# Agency Performance



## Volunteer Development



The BGPA is fortunate to have five dedicated volunteer groups committed to supporting the activities of the BGPA across all work areas. The Volunteer Master Gardeners, Kings Park Volunteer Guides, Friends of Kings Park including various 'Carer' groups, Friends of Bold Park and the Honour Avenues Group all contribute to ongoing park management and essential visitor services.

BGPA development and support of each of these groups is vital to their long-term sustainability and their roles in Kings Park and Botanic Garden and Bold Park into the future.

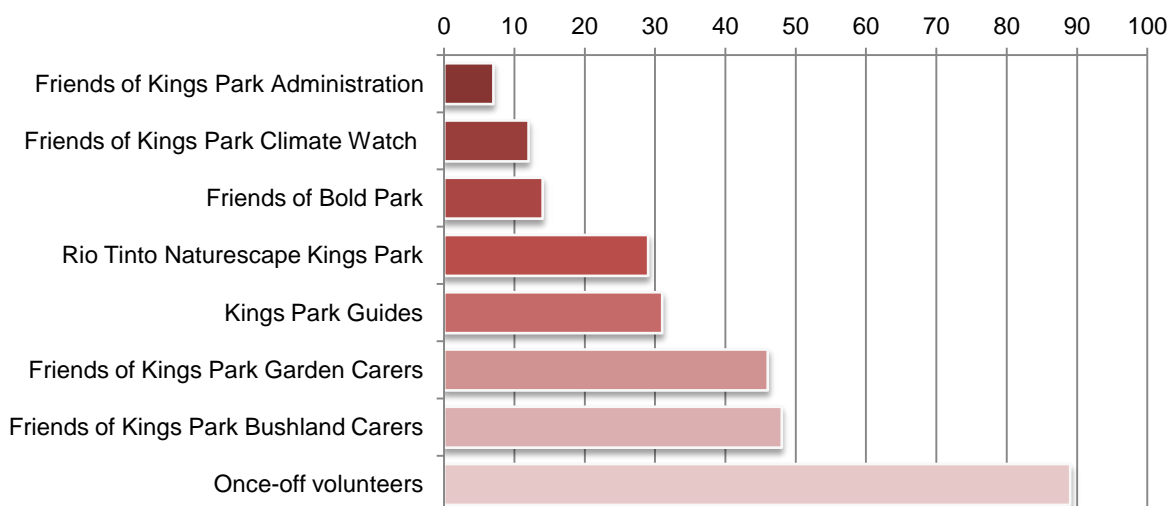
### New Volunteers

There were approximately 30 enquiries each month about volunteering in Kings Park and Botanic Garden. Over 65% of enquiries are from people interested in short term volunteer opportunities.

A new volunteer initiative incorporated once-off volunteers to assist with special events. This year 89 once-off volunteers in total participated in events such as Kulunga Katitjin Festival, Rio Tinto Naturescape Kings Park event, Australia Day gold coin donations and the pre-Anzac Day placement of crosses on the plaques with the Honour Avenue Group. This option proved popular with corporate companies seeking to engage their staff in community volunteering.

In addition, 187 new volunteers were welcomed (200 in 2013-14). The biggest intake of volunteers went into the Friends of Kings Park Bushland Carers (48) and Garden Carers (46) groups. The Kings Park Guides inducted and trained 31 new trainee Guides taken from an initial list of 74 enquiries.

### Allocation of new volunteers



# Agency Performance



## Statistical information

New volunteer application forms were collated for statistical analysis. A review of the forms depict the following statistics that represent BGPA volunteers for this financial year:

- Gender - The majority of volunteers are female (79%).
- Age - The majority of our volunteers are in the age range of 55-65 years (21%) closely followed by 25 years and younger (20%).
- Residence – BGPA Volunteers mostly reside in the Western suburbs (38%), followed by Southern suburbs (30%), Northern suburbs (20%) and with small contingents from the eastern suburbs (8%) and Inner City Perth (4%).
- Labour force status - The majority of the new intake of volunteers this year are retired (30%) followed by students (16%). There has been a significant increase of full time workers volunteering in the Friends of Kings Park Bushland Carers group on Sundays.
- Residence – BGPA Volunteers mostly reside in the western suburbs (38%), followed by southern suburbs (30%) and northern suburbs (20%) and with a small contingent from the eastern suburbs (85) and inner city Perth (4%).
- Why? - Over half our volunteers stated the reason they wanted to volunteer was to meet new people, followed by making a useful contribution.

## Volunteer Recognition

In December 2014, the BGPA held the annual Volunteers' Appreciation event at Mt Eliza House, to recognise the outstanding contributions of the more than 500 active BGPA volunteers.



## Quarterly President Meetings

Communication between each of the groups and the BGPA is essential. The Presidents of each of the five BGPA volunteer groups attend quarterly meetings. This year there were initial meetings to discuss plans for the potential refurbishment of the Lodge garden, which will be further developed in the next financial year.

## Volunteer Group Highlights

The key achievements and highlights for each of the volunteer groups in 2014-15 are included below. All of the volunteers are dedicated members of their respective groups, committed to supporting the BGPA and protecting Kings Park and Botanic Garden and Bold Park for future generations. Each of the groups contributes hundreds of hours and many of them still go unrecorded. For this year, the combined hours of each of the five groups adds up to almost 31,000 hours. For the BGPA, this would equate to an additional 16 fulltime staff members, undertaking the various duties of these amazing volunteers.

A full report on the activities of each group is provided in [Appendix 2](#).

### Friends of Bold Park

The [Friends of Bold Park](#) held their AGM on 14 May, at the WA Ecology Centre. The Bold Park Guides lead seasonal walks in summer, winter and autumn. Trevor Walley led a walk through Bold Park on Indigenous culture, bush tucker and the significance of flora and fauna, as part of the Bold Park Volunteer Guides ongoing education program.

The Bushcare group were busy with seasonal activities with a weeding day on 31 May 2015. This was followed by a morning of planting on 14 June and 18 June 2015. Bushcare sessions were held fortnightly.

# Agency Performance



## The Friends of Kings Park

[The Friends](#) had the largest number of new volunteers. It is also BGPA's largest volunteering group with 11 committee members and 273 active volunteers. The Friends held several successful native plant sales this financial year, with only one plant sale being postponed due to bad weather. Rio Tinto Naturescape Kings Park had a significant increase in new volunteers for both mid week and weekend Naturescape roles. The newest group in the Friends is the ClimateWatch group, which is organised by a new volunteer ClimateWatch Coordinator.

## Honour Avenues Group

The [Honour Avenue Group](#) had their busiest year due to the Centenary commemoration year for the Anzac campaign. On 7 April 2015, the Honour Avenue online database was launched (as previously reported), providing community access to photos and GPS locations of over 1,600 plaques throughout the Kings Park Honour Avenues.

The Honour Avenue Group were nominated for a Volunteering WA award and attended the 2015 Volunteer Awards night on 14 May 2015. While they did not win, they were recognised with an honourable mention, highlighting the important work they do.

## The Kings Park Volunteer Guides

On 7 August 2014, the [Kings Park Guides](#) celebrated their milestone 30<sup>th</sup> anniversary with a special event at the Zamia Cafe. The Guide training information day was held on 4 March 2015 and 31 new volunteers were accepted into the training course commencing on 18 March and graduated on 17 June 2015. Life memberships were awarded to four Guides on 2 June 2015 at the Kings Park Volunteer Guides Annual General Meeting.

## Kings Park Volunteer Master Gardeners

The [Volunteer Master Gardeners](#) (VMG) has ten committee members and 35 VMGs, 19 Interns and 13 Associates. The new VMGs finished their internship and received their official name badges on 2 December 2014 at a small ceremony on the Pines Lawn area. On 10 March 2015, each person was given an official certificate of course completion.

## Play and Discovery Spaces

Kings Park and Botanic Garden is well known for its unique themed play and discovery spaces that cater for a range of ages and interests. The creation of adventure play and nature discovery spaces in particular has demonstrated leadership to others in the industry and all facilities have proven to be very popular with visitors. The BGPA strives to maintain a high standard of presentation and public safety within all play and discovery facilities.

At Lotterywest Family Area, four new shade sails were installed to replace degraded existing sails, and the boat, castle, fire engine and plane were all renovated during the year. At Synergy Parkland, timber decking and bearers were replaced on the fort on Lycopod Island and two bridge timber pylons were replaced. Limestone flagstone paving was replaced at Synergy Parkland and new garden edging was installed.

Routine maintenance tasks included regular cleaning of sand in sand pits, oiling of all timber structures, furniture and decking and topping up of soft fall mulch in all sites. A total of 170 cubic metres of softfall mulch was installed in the playgrounds. Weekly playground inspections by trained staff continued to identify any safety or maintenance issues and implement repairs as soon as possible.

## Agency Performance



An investigation into the stability of the upside down trees in the Tangle in Rio Tinto Naturescape Kings Park was undertaken after the discovery of decay within the base of one of the trees, which was removed. The facility was closed off as a public safety precaution while tests were conducted. The tests showed that three of the remaining trees required additional support as a public safety measure and the remaining trees were deemed stable. Remedial work was completed in June 2015 and the facility is to be reopened in July 2015 for the school holidays.

### Saw Avenue Picnic Area Stage Two

Works on the second stage of upgrades at the Saw Avenue Picnic Area were completed in late July 2014 and officially launched on Saturday 30 August 2014 by Donna Faragher MLC, Parliamentary Secretary to the Premier, representing the Minister for Environment. This event coincided with the final stage of the Variety Bash event for 2014, which concluded at Saw Avenue that day.

The expanded adventure play area at Saw Avenue was officially named 'Variety Place' in recognition of the generous sponsorship provided by Variety WA the Children's Charity to support the enhancement of this area. New works included a range of adventure play elements such as a climbing net, balance beams, a maze, tunnels, substantial limestone rock mounds and a lookout structure at the highest point on the site. Wood carving artworks have also been included by local artist, Nic Compton, who used recycled timbers from within Kings Park to create integrated artworks with an insect/invertebrate biodiversity theme.

New picnic and barbecue facilities were added to the site, including picnic settings on the eastern side of Saw Avenue, and a new path parallel to Saw Avenue now provides safe pedestrian access from Thomas Street to Variety Place and through to May Drive. Signage was upgraded to orientate visitors and interpret the site and artworks.



### Parkland and Turf

Visitors to Kings Park and Botanic Garden continued to provide positive feedback about the high standard of presentation of the lawns throughout the park. The Turf team strived to maintain these standards throughout the year with a range of turf management and irrigation activities.

This included turf leaf and soil analysis to identify nutrient levels, regular application of iron and manganese, a complete fertiliser program, and dethatching and coring activities to aerate the turf. Phosphorus levels were monitored twice with positive results that showed there was no leaching into the water table. Water application rates continued to be monitored on an ongoing basis to ensure appropriate water management practices were being implemented.

The occurrence in the soil of the turf pest Sting Nematode continued to be of concern with ongoing monitoring of known infestations undertaken. Test plots in the State War Memorial precinct demonstrated that the best results for its control were obtained by adding an organic compost mix into the soil at 125mm depth. This was implemented at the Wildflower Pavilion site where Sting Nematode was detected, with action taken to remove a layer of infected soil before applying the organic compost. This area is also being monitored.

The regular program of sprinkler audits continued to identify and repair sprinkler performance issues, and checks of valve boxes within turf also continued. Irrigation lines were modified at project sites including the Firefighters Memorial and the new Botanic Terraces project, to set up irrigation systems for the new gardens that will be established around the Terraces.

## Agency Performance



### Aspects of Kings Park Gallery Shop

All proceeds from the sale of goods at [Aspects of Kings Park](#) are directly reinvested to support the BGPA's commitment to the unique Western Australian environment. 11% of the BGPA's total overall revenue was generated through Aspects sales in 2014-15.

Aspects celebrated its 10<sup>th</sup> anniversary of operations in January 2015 and continues to innovate and adapt to cater to its growing customer base. Visitors to Aspects are provided an opportunity to experience Australian art and design in a beautiful and friendly atmosphere. Coupled with creative displays and outstanding customer service, this approach keeps customers coming back. Aspects continues to work with local artists to showcase the unique beauty of Western Australia and, in particular, Kings Park and Botanic Garden.



Instagram, newly added to help promote Aspects to a wider community, is growing in popularity and will to strengthen awareness of the Aspects brand and its link to BGPA.

Aspects retains its reputation as a unique shopping experience by providing excellent customer service in store and is extending this both its fledgling online store and an expanding corporate market. Aspects is becoming recognised as an example of best practice as evidenced by feedback from such icons as the Sydney Opera House and Royal Botanic Gardens, Kew, London.

Aspects continues to work with local artists to showcase the unique beauty of Western Australia and, in particular, Kings Park and Botanic Garden.

### Commercial Operations

A range of private commercial businesses operate in Kings Park and Botanic Garden under formal agreements with the BGPA. These businesses provide both an important revenue stream for the BGPA's ongoing operations and highly valued services to meet the various visitor demands.

Three cafes operate within Kings Park and Botanic Garden; [Stickybeaks Cafe](#) (in the Lotterywest Family Area off Kings Park Road); [Zamia Café](#) (in Synergy Parkland on May Drive) and; The [Botanical Cafe](#) (as part of the Fraser's complex on Fraser Avenue). The Fraser's Complex also includes [Fraser's Restaurant](#), [Fraser's Kiosk](#), Fraser's Function Room and the State Reception Centre Kings Park.

The [Royal Kings Park Tennis Club](#), incorporating the [Next Generation Kings Park](#) continued operations including provision of fitness and tennis facilities for members.

The [City Sightseeing](#) service provides a regular ticketed bus tour of Kings Park and Botanic Garden. The [Indigenous Heritage Tours](#) and the [Aboriginal Art Gallery](#) continued to operate through the year, providing visitors with an insight into Aboriginal culture and in the case of the Gallery, the opportunity to purchase Aboriginal artworks. Following and Expression of Interest process publicly advertised, a new trial business was approved for operation in Kings Park and Botanic Garden, with Aboriginal Productions for sound and meditation experiences.

Commercial operations providing events for visitors in the past year include Mellen Events (concerts), Moonlight Cinema (outdoor films) and Prompt Corner (children's theatre). Further information on these events is available in the [Events section](#).





## Education and Interpretation

### Kings Park Education


[Kings Park Education](#) continues to be a leader in providing high quality nature-based education to Western Australian school children. The 2014-15 year showed continuing high participation numbers and a slight increase on the numbers of bookings for formal programs and professional development sessions.

In 2014-15 a total of 35,221 people participated in Kings Park Education programs. This included school students and their accompanying adults participating in formal education programs, as well as special events such as Kulunga Katitjin, assisted self-guided walks, teacher professional development sessions, TAFE and university students and structured school holiday programs.

There were 680 bookings processed for formal, curriculum focused Kings Park Education programs, with continuing strong demand for Australian curriculum-linked Science and Aboriginal cultural heritage programs. Qualified and experienced teachers deliver the Kings Park Education programs.

#### Booking Numbers and Attendance for Kings Park Education in 2014-15

Education Program	2013-14		2014-15	
	Number of Bookings	Number of Attendees	Number of Bookings	Number of Attendees
Tailored lessons for school students K –12 (including parents and teachers attending lessons)	603	21,423	680	22,614
Teacher Professional Development	13	379	28	477
School visits to the park (self guided)	62	4,517	45	3,092
School Holiday programs	144	7,635	57	6,948
University, TAFE and community Groups	92	3,614	57	2,090
<b>Totals</b>	<b>908</b>	<b>37,568</b>	<b>867</b>	<b>35,221</b>



A focus this year has been on improving program content, support materials and resources. Four new programs were created: Derbal Yerrigan Yarning (Pre-Kindy – Pre-Primary), Save the Seeds (Years 7-10), Ecological Field Studies (Years 7 – 10) and Orienteering - Navigating Naturescape (Years 7 – 10). A pre-existing program, From Little Seeds Big Trees Grow was updated to cater to the Year Two Science outcomes. All programs continue to support the Australian Curriculum outcomes.

Teacher Resource Packs were developed for the new programs and existing packs were updated extend learning activities for the classroom. New resource packs were created for Orienteering - Navigating Naturescape, From Little Seeds Big Trees Grow, Tawny and the Bushfire, Year 3 Chunyart and the Cheeky Parrot, From Firesticks to Fireworks, and Derbal Yerrigan Yarning. The last two resource packs were created with input and advice from local Nyoongar people.

## Agency Performance



Teachers continue to provide extremely positive feedback on the Kings Park Education Programs. Feedback forms indicate that 100% of teachers rated the program content and teaching quality as either to be excellent or good.

A special event, The End of Year Big Day Out 'The Legend of the Golden Honky Nut' was run for the first time in Rio Tinto Naturescape Kings Parks from 9-12 December 2014. The week was fully booked leading up to the event and many schools were unable to be accommodated.

Education staff updated their first aid and basic fire safety training. First Aid packs for the presenters have been upgraded. Each program box now contains a new first aid box and a number of different incident report forms to help ensure safety on-site.

### Aboriginal History and Cultural Heritage



Kings Park Education celebrates the significance of Kings Park to the Nyoongar people, and the traditional Nyoongar way of life. A growing range of special programs and events cover traditional ways of life and values of the aboriginal people and address the curriculum's Aboriginal and Cultural Heiritage outcomes.



Held three times a year, the Nyoongar Boodja three to four day events celebrate the Nyoongar seasons: Kamarang (11-13 November), Djeran (19-22 May) and Makuru (17-19 June). Aboriginal presenters delivered a range of traditional activities including fishing practices, dance, medicine and art to 1,452 students. The format of the event changed in May 2015 to reflect a desire from participants for a less rushed experience. The new format sees only four sessions over the day, a drop from the previous six sessions. While this means less students can attend on any given day, the experience is now more valuable for teachers, presenters and students.



Chunyard and the Cheeky Parrot, a program based around the story of a young Nyoongar boy who goes hunting with his father, learning how plants were used for food, medicine and tools, remained the most popular program in 2014-15. In March 2015 the age group for this changed from Pre-primary – Year 2 to Years 1 – 3, and a new Teacher Resource Pack was developed.



The Kulunga Katitjin Festival was held on 17 September in the Western Australian Botanic Garden with 1,860 students and 402 adults attending the event. Feedback indicated they had an enjoyable day learning about local Aboriginal Culture, science and sustainability from 31 leading aboriginal and environmental education providers.

A new Aboriginal program called Derbal Yerrigan Yarning was developed this year for pre-kindy to pre-primary students 4 to 6 years old. The program focuses on the features of Kings Park and Perth as they look today, how they might have looked in the past and how the first people lived here long ago. The students learn how the hills, river and cliffs at Kings Park are connected with Aboriginal beliefs, and why Kings Park is a special place.



### Rio Tinto Naturescape Kings Park

Nature Activity Officers have continued to support the Kings Park Education program by providing assistance to schools visiting Rio Tinto Naturescape Kings Park for nature-play. Approximately 80% of school groups accessing Kings Park Education services also visited the site as part of their excursion. A more structured program of free nature-based activities has been running since October. These activities are offered to school groups to engage children positively with the natural environment and to ensure students get the most from their visit to Naturescape.

The Kings Park Education program relies on support from a team of Naturescaper volunteers. This group of adults assist with the movement of school groups around the large site, resource preparation, activities within Rio Tinto Naturescape Kings Park, education lessons, and administration. 2014-15 recorded 1,162 volunteer hours. This is a 44% increase on the hours recorded in 2013-14.

General public visitation to Rio Tinto Naturescape Kings Park for 2014-15 was 83,090. This figure combined with 22,529 education visits makes a total of 105,619 visits to this popular site. In a continuing trend, the spring and autumn school holidays are the busiest periods with double the average monthly visitation (as compared with the average of months without school holidays).

Nature Activity Officers delivered 171 activities in 2014-15, during both school holiday and school term periods. These activities included a large range of nature-based arts, crafts and games led by Nature Activities Officers, utilising many different areas of the Rio Tinto Naturescape Kings Park site. Birds of Prey WA conducted presentations during the April school holidays with over 230 people attending. Nature Activity Officers held group and individual professional development sessions for vacation care group leaders prior to school holiday periods. They produced three new brochures to hand out to visitors. Two brochures about Things to Do around Rio Tinto Naturescape Kings Park and a Crazy Clues challenge proved very popular.

Discussions and in-depth community consultations have begun for the planning of Stage 2 for Rio Tinto Naturescape Kings Park, with detailed design to be undertaken in 2016 and construction work planned for 2017.

### Teacher Professional Development

There was a marked increase in the number of workshops and professional learning sessions held for teachers. A total 477 teachers participated in 28 [professional development](#) sessions, an increase of 25% from the previous year. Special professional development workshops were held for teachers on the subjects of the benefits of nature-based play and learning, and the significance of Kings Park particularly to Aboriginal people.

Kings Park Education requires that at least one teacher from a school group planning to come to a program attend an introductory session prior to their first excursion to Rio Tinto Naturescape Kings Park. Sessions are free and held on a monthly basis during the school year. The sessions familiarise the teachers with the philosophy and layout of the site, discuss safety considerations and help teachers with planning and ensuring their excursion is safe and successful. Teachers who attended the induction are better organised and more confident on the day of their excursion.

### Horticultural and Scientific Training Programs

The [BGPA is a leading training provider](#) for horticulturalists and undergraduate and post-graduate research students.

The BGPA has operated a trainee program for students in Horticulture, Arboriculture, Turf Management and Conservation and Land Management, since 1968. The program incorporates substantial on the job training and one day per week of formal education in a tertiary institution. Trainees are usually appointed for a three-year contract period but on occasion shorter contracts are offered to fill vacancies arising.

## Agency Performance



At the end of 2014, one trainee achieved Certificate IV in Horticulture, one achieved Certificate III in Horticulture and one achieved Certificate III in Arboriculture. The remaining continuing trainees carried over their level of study into 2015.

Five new trainees were recruited to the program commencing January 2015, with three starting Certificate II and two commencing Certificate III studies in Horticulture. Unfortunately one trainee resigned in the first half of the year but a replacement recruit is scheduled to start in July 2015.

The BGPA has an ongoing commitment to training and mentoring scientists to address Western Australia's environmental issues. Twenty-three PhD, two Masters and fifteen Honours students were directly supported and housed in BGPA's laboratories, one of the largest cohorts outside of the tertiary sector. Over the past year, five PhD students completed their thesis at BGPA.

The BGPA actively supports women in science with 72% of the PhD and Masters enrollees, and 66% of the Honours enrollees, being women.

Five three-month Summer Scholarships were offered in 2014-15 for post-graduate research in native plant conservation biology or restoration ecology.

### Maps, Brochure and Publications

An extensive suite of brochures, maps and other publications are produced by the BGPA and are made available to visitors in print and/or digital formats.

In 2014-15 a series of maps and visitor brochures were updated to reflect current facilities, services and to meet visitor needs.

A suite of collateral was developed to promote the 2014 Kings Park Festival to the community, including posters, event calendars and brochures. A series of bookmarks were developed to celebrate the Botanic Garden 50<sup>th</sup> anniversary.

The 2015 Kings Park Education Program Booklet was produced and distributed to all WA schools, and Kings Park Education Teacher Resources packs were updated to support new or revamped Kings Park Education programs.

The Kings Park and Botanic Garden Souvenir Book was revised this year with updates to capture changes within the park since its last publication in 2011. This third reprint has a fresh new look and a variety of new images displaying the many wonders of Kings Park. The new edition will be available for sale in Aspects of Kings Park from July 2015.

Articles have been regularly submitted to by BGPA staff to 'For People and Plants', the magazine of the Friends of Kings Park, and other publications to promote the activities of the BGPA.

More information about available BGPA publications can be found in Appendix 3.



### Signage

#### Kings Park and Botanic Garden

Many existing weather-worn signs were refreshed during the year with new decals. Information was reviewed and updated accordingly as signs were replaced.

A stunning range of banners were created and installed throughout the main visitor precinct to celebrate the Western Australian Botanic Garden 50<sup>th</sup> anniversary. These banners feature images of Western Australian native plants and deliver key messages about the importance of the scientific and cultural values of the WA Botanic Garden.

## Agency Performance



New interpretive signs were developed for the Kings Park Bushland Nature Trail along with trail map signs to be placed at the two major entry points to the trail.

New directional signs were installed at six strategic locations in the bushland to assist with way finding, following requests and concerns that some visitors may become disoriented in the bushland. In addition, to assist way finding and directions, further location information was incorporated onto 18 existing bushland signs.

Following feedback from visitors about hazards created on shared paths by some cyclists riding too fast and/or not warning pedestrians of their approach, line markings on selected paths and temporary signs were installed to assist in improving cyclist awareness. This remains an ongoing concern for some visitors and is being actively monitored by the BGPA.

### **Bold Park**

A significant number of existing signs were refreshed with new decals and consistent branding to restore degraded signs and to ensure compliance with State Government common-badging guidelines.

Major entry signs were enhanced with interpretative and regulatory signage for visitor information. Interpretive additions were based on the Aboriginal seasons, providing information on key flora and fauna that can be seen in each section of the park in each of the six seasons. These signs aim to promote and celebrate Aboriginal culture and the diversity of native plants and animals in Bold Park. Regulatory additions focused on key regulations, such as dogs on leads and cycling in designated areas only.

Minor entry signs were being developed to promote walking trails, communicate regulations and assist with way finding within the park.



## Cultural Heritage

### Aboriginal Heritage

The BGPA has a long standing commitment to the recognition and celebration of Aboriginal cultural heritage and respect for Aboriginal people and their connections with Kings Park and Botanic Garden and Bold Park. Conservation, promotion and enhancement of Aboriginal cultural heritage are a key function under the BGPA Act and part of the BGPA core business.

Some progress was made against the strategies in the five year BGPA Reconciliation Action Plan 2013-2018 (RAP), with significant activity in the education area that is documented in the Education and Interpretation section of this report. This included the Kulunga Katitjin Festival for schools held in September and new Aboriginal cultural heritage programs developed and delivered to school children.

A formal process was conducted to receive Expressions of Interest from Aboriginal businesses to deliver Aboriginal Cultural Experiences in Kings Park and Botanic Garden, with three businesses accepted onto the BGPA panel of suppliers for these services. In addition, the BGPA engaged local Nyoongar Artist and consultant Richard Walley to develop the Aboriginal interpretive artwork for the Botanic Terraces project in consultation with relevant members of the Wadjuk Working Party.

Aboriginal employment increased with the appointment of two Indigenous trainees in January 2015 as part of the Horticultural student program. One of these trainees has remained in the program and is progressing well. Promotion of Indigenous performers in Kings Park continued with Christine Anu, who performed at the opening free concert for the Kings Park Festival in September 2014 and Aboriginal singer Archie Roach, who performed as a guest at the three Rodriguez concerts in November 2014.

A BGPA representative attended a meeting of the Wadjuk Working Party at the South West Aboriginal Land and Sea Council (SWALSC) offices in October 2014 to update the members on activities in Kings Park and Bold Park. In addition, a BGPA representative attended an information session on the introduction of the Nyoongar Standard Heritage Agreement process with SWALSC, and the requirement for BGPA as a State Government agency to enter into these Agreements when conducting an Aboriginal Heritage Survey in Kings Park or Bold Park. The BGPA has a long history of consultation with relevant Nyoongar community members regarding works in the parks and will continue this established practice as required through this new process in the future.

### 11<sup>th</sup> Battalion Memorial Upgrade

In preparation for the Centenary of Anzac commemorations in April 2015, a much needed upgrade to the 11th Battalion Memorial in the State War Memorial precinct was undertaken to improve the presentation standard of this significant memorial.

Granite retaining walls were reconstructed, degraded paving was replaced with exposed aggregate concrete and the eleven steps leading from Rotunda One (now known as Jarrah Pavilion) to the centrepiece of the memorial, the sundial, were also reformed in exposed aggregate concrete. Restoration of the sundial included plaque cleaning and re-seating as well as installation of the battalion colour patches.

The works were partially funded by family directly associated with the 11th Battalion and will include the addition of new bronze plaques to provide some more information about the 11th and 2/11th Battalions.



## Agency Performance



As part of the memorial upgrade, the paved surrounds to Jarrah Pavilion were replaced and extended, removing the step from the rear of the Pavilion and providing a paved forecourt.

### Preservation Works

The Centenary of Anzac in 2015 prompted works on significant memorials in the park related to Anzac to take on a higher priority. This was particularly the case in the State War Memorial precinct, where a number of services, including the Anzac Day Dawn Service, took place to commemorate this important centenary.

In preparation for the increase in profile, some minor restoration works were completed at the Cenotaph, including re-pointing the mortar joints and repairing stonework damage, cleaning the stonework, painting the white fencing at the Cenotaph and the Crypt below and repairing broken pavers around the Cenotaph. In addition, many of the brass plaques throughout the precinct were professionally cleaned and new gold leaf lettering was applied to the memorial text on the Cenotaph.

Vandalism took its toll on some of the memorials with the railing protecting the Eternal Flame being badly damaged and needing replacement, and a car accident at the Tobruk Memorial opposite Saw Avenue in the park required repair works to be implemented to the memorial surrounds. A new bench seat was installed at the Prisoner of War Memorial and all plaques associated with this memorial were professionally cleaned.

A further upgrade to the Firefighters Memorial in Forrest Drive was completed by May 2015, prior to the Department of Fire and Emergency Services annual service, which commemorates firefighters who have lost their lives while on duty. It was held on International Firefighters day on 3 May 2015. Works included the installation of infill exposed aggregate and honed concrete around all the existing memorial elements, replacing low grade turf and improving the aesthetics and functionality of the memorial site.

Restoration works to the Wildflower Pavilion, badly damaged by a falling Tuart limb during a storm in March 2014, were completed in April 2015 after much investigation by various engineering consultants and architects as to its potential to be rebuilt. This pavilion once formed the original Botanic Garden staff quarters, built in 1971 in a different location, and was partly demolished and relocated to its current site in 2002 as a conservation strategy. The roof design is characteristic of many of the small buildings constructed in the park in the same era and it was considered desirable to retain it as a pavilion.

Given its history, the BGPA was reluctant to demolish the damaged structure and elected instead to rebuild it, retaining as much of the heritage character as possible, but at the same time ensuring the new structure met the requirements of the current building code. This pavilion is particularly popular for weddings as it is one of the largest in the Botanic Garden precinct.

A condition audit on all of Kings Park's statues, monuments and outdoor cultural materials was commenced, the outcomes of which will be used to set priorities for any required restoration works in the coming year.



# Biodiversity Conservation and Ecological Restoration

## Kings Park Bushland

Work continued on the development of a 100 year plan for Kings Park bushland but was not completed due to higher priorities in other areas. It is planned to complete the 100 year Plan in the 2015-16 financial year.

Restoration activities continued throughout the year in accordance with the five year Restoration Plan, including seed collection, planting, weed control and monitoring of outcomes. General seed collecting was conducted from October through to April, resulting in collections from 72 native species including five of the 15 species documented as vulnerable.

Key sites for restoration planting included the Bushland Nature Trail, the Thomas Street interface and the escarpment restoration sites that were impacted by the 2009 bushfire. A total of 10,758 plants representing 48 species at 29 individual restoration sites were planted. Volunteers continued to provide valuable assistance with almost 700 hours contributed by the Bushland Carers (Friends of Kings Park) and further help from the Volunteer Master Gardeners and a corporate group.

Weed control activities were an important component of the restoration program, with Veld Grass control implemented over 83 hectares by Bushland staff and external contractors. In addition, woody weeding to remove non-bushland woody plants was implemented over 34 hectares and control of over 20 highly invasive species was undertaken at all known sites. These highly invasive species include *Euphorbia terracina* and *Watsonia meriana*, as well as some Weeds of National Significance such as *Lantana camara* and *Asparagus* species.

Rabbit numbers appeared anecdotally to be lower than in previous years in the bushland, suggesting that the persistent warren fumigation conducted in previous years had resulted in some success.

A comparison of the frequency and cover of 129 plant species was undertaken using data sampled in 1987 and 2008 on a 100m x 100m grid throughout the plateau section of Kings Park bushland. Key findings over this 21 year period include:

- Preliminary review indicates a decline in both cover and distribution of *B. menziesii* and *B. attenuata*, while in contrast there is a marked increase in distribution of *B. prionotes*.
- A notable decrease in a range of native shrubs that can be difficult to augment through revegetation such as some *Hibbertia* and *Daviesia* species, and others that are likely to rejuvenate following fire such as *Acacia pulchella*, which subsequently proliferated after a large fire in January 2009.
- Herbaceous species appeared to be replacing the losses in the shrub layer, including natives such as *Lomandra* spp., *Conostylis aculeata*, *Ptilotus polystachya*, *Sowerbaea laxiflora* and *Tricoryne elatior*, and weeds such as Freesia, Guildford grass and some annual daisies.
- A marked decrease in the highly invasive perennial veld grass (*Ehrharta calycina*) and the localised decrease in the introduced lemon scented gum (*Corymbia citriodora*), as a result of weed management programs.

A monitoring program to track changes in plant species composition and abundance following disturbance events continued, with 42 permanent sites assessed during spring 2014. These assessments were in areas burnt by an unplanned fire in 2009 (surveyed 2009, 2011, 2012), in areas most affected by a hail storm in 2010 (surveyed 2010, 2011, 2012, 2013) and sites impacted by severe canopy decline in 2011 (surveyed 2011, 2012). This data contributes to an understanding of plant succession following disturbance events and helps identify whether any management interventions are required to aid regeneration.



## Agency Performance



A review of the 15 vulnerable species listed for performance indicator monitoring was completed and formally endorsed, with two species added, *Acacia sessilis* and *Thomasia triphylla*, and *Exocarpos sparteus* and *Acacia paradoxa* removed from the list. It was considered the new additions are more vulnerable than those removed, although the two removed species will continue to be monitored. All 15 vulnerable species were recorded as present and four of these were incorporated into restoration planting.

A single plant of a species not previously recorded, *Lechenaultia linarioides*, was discovered in the bushland. Preliminary advice indicated this plant is not endemic to Kings Park bushland, but further genetic information will be sought to clarify its status. Another species, *Leptospermum spinescens* may be listed as a new species for the bushland pending further work on it by Botanists.

Following a reported sighting and their subsequent capture on film by motion sensor night cameras, it was confirmed that the Southern Brown Bandicoot or Quenda is now present in the Kings Park bushland after not being recorded there for over 30 years. Once confirmed as present, the Bushland team worked closely with a researcher from Murdoch University to begin trapping the animals to try to determine their origin and condition. Seven adults were captured, three females and four males, with pouched young present in one of the females and another showing signs of lactation.

It is uncertain whether the bandicoots have been deliberately introduced from other areas by members of the public or whether they have been naturally colonising the bushland. Genetic sampling from each of the trapped adults was sent for analysis to assist in determining their origin and relationship to each other if any, with results not available as yet. Blood and scat samples were also analysed indicating the animals are in good condition with low parasite levels.



A report on a reptile study commenced in 2009 by researchers from Edith Cowan University with assistance from Kings Park staff was published in May 2015. The study titled "Rapid recovery of an urban remnant reptile community following summer wildfire" found that it took just two years for the total reptile abundance in burnt areas to recover, and four years to achieve similar species richness.

The Bushland team was closely involved in a range of fire ecology research projects led by a BGPA researcher, details of which are documented elsewhere in this Annual Report.

### **Bold Park**

Ecological restoration activities continued as a key priority in Bold Park bushland to conserve native biodiversity and restore degraded areas in priority sites. This included seed collection, planting, weed control and monitoring of past activities.

Seed was collected from a total of 89 native species including seven that are listed as vulnerable in Bold Park such as *Sphaerolobium medium* and *Comesperma confertum*. The Barrier Saltbush, *Enchylaena tomentosa*, that is uncommon in Bold Park was seen for the first time in the 2012 fire site near Balga Trail and a small quantity of seed was collected. A bumper crop of 1.2kg of seed was collected from *Acacia pulchella*, which flowered well and set a prolific amount of seed.

A total of 12,500 plants representing 40 local native species were planted in restoration sites, including 1,800 planted by the Friends of Bold Park and 800 by local scouts. A joint project with BirdLife WA and the Friends of Bold Park continued in the Eastern Gateway precinct with funding used to purchase 5,000 plants that are known food species for the endangered Carnaby's Cockatoo and to fund contract weed control in the site. Planting was assisted by volunteers and will be monitored for establishment success. Targeted surveys of Carnaby's cockatoos across the non-breeding season in the Eastern Gateway Precinct were also conducted and will continue as part of this project.

## Agency Performance



Weed control activities continued as part of the restoration program to manage widespread infestations of a few introduced species as well as smaller outbreaks of highly invasive species. Control of Veld grass, *Ehrharta calycina*, over 54 hectares as well as *Pelargonium capitatum* over 39 hectares was conducted by BGPA staff and contractors. In addition, control of *Asparagus asparagoides* over 3.8 hectares and *Centranthus macrosiphon* over 3.2 hectares was implemented.

A review of greenstock survival and monitoring methods was undertaken using data collected over the past 12 years, a total of 12,861 plant records representing 66 species. The results showed that survival rates in the first spring after planting averaged 81%, then dropped to 58% during the first summer and 49% during the first autumn post planting. Survival gradually declined about 3% per year averaging 37% survival by the end of year three. Changes to the monitoring methodology included fewer monitoring events in the first year, more replicates per site and the final monitoring to be undertaken in year five for each site. This new method was introduced for 2015 monitoring.

A comprehensive flora and vegetation survey was undertaken in Bold Park during spring 2014 using the permanent grid system, forming part of a long-term monitoring program to compare plant species distribution and abundance over time (10 year intervals for native species and five year intervals for weeds). A total of 577 sites were surveyed by eight BGPA staff field recorders over a six week period. As a result of this survey, a new population of *Astroloma ciliatum* was found on the limestone heath north of Oceanic Drive.

Data is currently being collated and results will be used to inform future management of the Park as well as update the current vegetation map. Specifically, the 2014 survey data will be compared to 1998 data (natives and weeds) and 2009 data (weeds only), and multivariate analysis of the 2014 data will be used to update the current vegetation map of Bold Park.

Species management plans for *Conospermum triplinervium* and *Astroloma ciliatum*, two of the listed vulnerable species in Bold Park, were completed and implemented. A survey of the 15 most vulnerable species in the park indicated that all 15 species were present.

Bold Park continued to be a popular research site for external researchers with nine projects approved by the BGPA. There were three long term projects continued including vertebrate species monitoring and the significant bird banding project, as well as shorter term projects on the Ecology of Perth's Urban Reptiles and ground water management.

The bird banding project began in 1989 with Dr Boyd Wykes and a group of volunteers and now has new leaders and additional volunteers, including some from the Friends of Bold Park. The survey resulted in banding of 1,645 birds during the period representing 26 species, including the Tawny Frogmouth which was banded for the first time. The most commonly banded species were Silvereyes followed by White-cheek Honeyeaters then Brown Honeyeaters.



## Western Australian Botanic Garden

The Horticultural Displays team maintains the [Botanic Garden](#) and other display gardens throughout the parkland and was kept busy during the year with new and infill planting, irrigation upgrades and plant labelling, in the lead up to the 50<sup>th</sup> anniversary of the Botanic Garden in October 2015.

Over 17,000 trees, shrubs and ground cover plants were added as renewal planting throughout the Botanic Garden and parkland garden beds, with a focus on the Banksia Garden, Conservation Garden and the Botanic Garden entry areas. Garden beds were extended in the entry precinct in preparation for the completion of the Botanic Terraces project, to improve the display of flora from the Mallee, Mulga and Desert regions. Planting of these beds will occur during August 2015.

## Agency Performance



Extensive areas were direct sown with everlasting daisy seed of several species during May. These colourful Western Australian spring flowering annuals will enhance the garden displays for the Kings Park Festival in September 2015. The Floral Clock and its surrounds near the Botanic Garden entry had further infill planting to display some of the more decorative and uniquely Western Australian plants. Some of the genera endemic to Western Australia that were incorporated into the gardens include *Conostylis*, *Chamelaucium*, *Anigozanthos*, *Macropidia*, *Beaufortia* and *Pileanthus* species. These displays provide an opportunity to promote the flora to the many visitors that are drawn to this historic feature.



The inclusion of grafted specimens in the living collections in the gardens introduces plants that would otherwise be difficult to cultivate, to enhance the horticultural displays. These included *Geleznovia verrucosa* and a range of decorative *Pimelea* and *Darwinia* species. *Anigozanthos manglesii* 'Anniversary Gold', a yellow form of the State floral emblem Kangaroo Paw developed by the Kings Park Plant Development team, was planted en masse in a number of areas as a trial to help promote this plant that is due to be released to the community for spring 2015.

The garden around Zamia Cafe at Synergy Parkland was refurbished with the removal of overgrown plants and replanting with species that reflect the garden's theme of 'Grow me at Home' native plants that are tried and proven performers. In addition, the tree collection in Rio Tinto Naturescape Kings Park continued to be expanded with several new tree species introduced to cultivation for evaluation of their suitability to a low water use environment and a drying climate.

New planting also occurred at Variety Place and the Saw Avenue Picnic Area to add a finishing touch to the extended adventure play facilities completed in August 2014. This planting included significant tree species that occur in the Kings Park bushland, such as Jarrah, Marri and Tuart, to provide a visual link with the adjacent bushland. Three Moreton Bay Fig trees were also planted at this site as part of a long term plan for children of future generations to climb and enjoy.

The Poole Avenue entrance was planted out after the removal of a range of self sown trees and shrubs that had proliferated there unplanned for many years. New plantings focused on a selection of plants native to Kings Park bushland including *Banksia*, which will provide a food source in future years for the endangered Carnaby's Cockatoo.

### Kings Park Nursery

The Kings Park Nursery plays an ongoing important role in supplying good quality plants for use in the BGPA conservation programs and for public display in the Botanic Garden and elsewhere in Kings Park and Bold Park. It forms a critical link between the field collection program and the displays in the Botanic Garden, providing Western Australian plants not previously cultivated available for horticultural use.



Around 17,000 plants were grown for planting in horticultural displays in Kings Park along with over 17,000 annuals for winter and spring display and 1,500 annuals for summer display. Some of the plants grown will enhance displays in the new Botanic Terraces project in the Botanic Garden, due to open in October 2015.

The nursery also grew 275 advanced trees for Arboricultural planting throughout Kings Park, including replacement memorial trees and other ornamental specimens for parkland areas. A total of 680 plants were grown for Kings Park Bushland and 655 for Bold Park, for use in bushland restoration programs. Plants for bushland are grown from local provenance material with a focus on those species that are the most vulnerable and least common in the bushland, with other species being contract grown by accredited external nurseries.

## Agency Performance



Propagation trials on the critically endangered species *Androcalva bivillosa* and *Eremophila virens* were conducted during the year, which were linked to a possible translocation project to be implemented by the Department of Parks and Wildlife. The Kings Park Nursery has an ongoing partnership with Parks and Wildlife, providing horticultural expertise and support for their conservation programs. Over 1,600 plants representing 13 different species of critically endangered plants were grown for eventual translocation by Parks and Wildlife back into the wild.

Some new species not previously cultivated in Kings Park were grown, including *Calandrinia balonensis*, *Calandrinia schistorhiza* and *Plectranthus intraterraneus*. These species were acquired through the BGPA field collection program. Nursery staff also implemented some Eucalyptus grafting trials for selection of species for display.

The demolition of the nursery potting shed early in the period as part of a capital works upgrade required its contents to be stored in a temporary container, with potting activities relocated to temporary facilities shared with other groups. While the nursery team looks forward to occupying the new potting shed in August, it is a credit to all involved to have demonstrated flexibility and remained productive under these circumstances.

### Nursery and Depot Redevelopment

Construction commenced in July 2014 to upgrade the ageing Kings Park Depot facilities with new infrastructure and improved access to meet current standards and address future operational requirements. The construction was staged to facilitate ongoing access to essential depot facilities during the works, with progressive handover of separable portions as they were completed.

Some old sheds and part of the former science laboratory were demolished to make way for new buildings, including facilities for the Turf, Arbor, Bushland and Horticultural Displays teams. A new potting shed was constructed in the Nursery and new purpose built facilities for chemical storage and mixing, fuel and fertiliser storage, and a covered washdown and tank filling bay were constructed. Formal rubbish disposal bays were also built to enable separation and recycling of used building materials and green waste. Some existing buildings were refurbished to provide a dedicated space for archived records as well as office and storage spaces.

A significant change was the construction of a new access road over part of a Water Corporation sump and along the western boundary of the depot, to replace the former central access and remove through traffic from the nursery. Failure of the initial road to meet design and compaction requirements delayed progress on the rest of the project while issues were resolved, but a compliant road was reconstructed and available for use in May 2015.

A stormwater drainage system from Fraser Avenue was also upgraded as part of this project to prevent flooding of the Nursery during heavy or prolonged rain. New drainage pits were installed at the road edge and a 450mm drainage line was installed beneath the parkland, using horizontal boring technology to protect the heritage landscape and tree roots from the impacts of open trenching.

Construction works for this project were very close to completion by 30 June 2015, with handover and occupancy planned in July 2015.

### Western Australian Seed Technology Centre

A total of 50 days was spent in the field spread over six separate field trips, collecting seed from throughout the south west of Western Australia and the Pilbara region in the north of the State. The field trips yielded 128 seed collections in total.

## Agency Performance



The BGPA once again successfully secured funding through the Australian Seedbank Partnership, as part of the national 1,000 Species Project Fieldwork Fund. This program aims to secure seed of native species that are not already secured in the Millennium Seed Bank (MSB) in the United Kingdom or in Australian seed banks, with emphasis on endemic species of conservation or economic value.

In addition, the BGPA was successful with an application for funds from the Global Trees Project, also connected with the MSB, and aiming to collect tree species from around the world. This project will span four years with the BGPA committing to 26 new collections each year of the project.

The BGPA sent 41 duplicated collections to the MSB during the year, representing 22 new species and 6 new subspecies for the MSB, as well as other species that have been poorly represented in the past.

These collections also support the conservation seedbank at Kings Park and provide ongoing propagation material for plant breeding and for botanical displays in the Western Australian Botanic Garden.

With funding provided by the Friends of Kings Park as part of the celebration of the 50<sup>th</sup> anniversary of the Botanic Garden in 2015, a six week field trip to the Kimberley commenced in June 2015. The aim of the trip was to collect Boab seeds from across a wide range of sites in the Kimberley from west to east and to collect other species as opportunity arose to contribute to MSB collections.

The Kimberley trip included a short promotional segment with two Friends of Kings Park and a journalist and photographer from the Weekend Australian Newspaper. The seed collecting vehicle was adorned with a large colourful decal promoting the Friends of Kings Park and featuring native flora.

### **Biodiversity Conservation Centre Stage Two**

Construction of a substantial first floor extension to the Biodiversity Conservation Centre in Kings Park commenced in early 2015 to provide a new seed research laboratory and associated incubator room and analysis laboratory. These facilities will support the expanding restoration seed science activities at BGPA, and will be complemented by a walk-in seed freezer room and adjacent climate controlled drying room on the ground floor of the building, as part of an upgrade to existing seed storage facilities.

As per the depot upgrade, works on this project were staged to enable operational efficiencies with the first floor laboratories scheduled for completion in late July 2015. Ground floor works were scheduled to commence following handover of the first floor extension by the contractor and are expected to be completed in October 2015.

### **Herbarium**

The Herbarium Botanist played a key role in providing plant identification services within the BGPA and for the many emailed enquiries about plant identification. The Horticultural Displays team, the WA Seed Technology Centre, Arboriculture and the Nursery all made use of the Botanist's skills for plant identification, which was also extended to the Friends of Kings Park and the Kings Park Guides. Training was provided for the Guides Training Course held in 2015.

Herbarium specimens were prepared (pressing, drying, mounting and identification) for the many plants collected by field staff, including specimens associated with the externally funded field seed collection programs. These programs incorporate herbarium specimens with every collection for later botanical identification, with duplicate specimens prepared and lodged with the State or other Herbarium depending on the program. The State Herbarium advised that from 2015, they will no longer accept specimens that duplicate their own collections due to space issues.

## Agency Performance



Botanical plant labels placed in the gardens were regularly checked for accuracy and support was provided in the development of new plant label requests. In addition, an historical review of botanical explorers in Western Australia was documented to inform the interpretation for the Botanic Terraces project in the Botanic Garden.


The Herbarium Botanist continued to support the Friends of Kings Park by providing accurate plant information and checking labels developed for plants to be sold in their quarterly plant sales to the public. In addition, accurate plant names were provided for the Friends' annual calendar and other publications.

### Plant Development

The [Plant Development](#) team continued to focus on evaluating and releasing new elite ornamental plant varieties locally, nationally and internationally. The Plant Development program aims to develop Australian plants, and particularly Western Australian plants, as hardy ornamentals for reliable display and superior performance as garden specimens, and to expand their use in public and domestic landscapes and gardens.

Over 9,000 crosses were made across selected genera during the reporting period and 35 high value ornamental plant selections and hybrids developed were sent to commercial partners to begin testing to determine their suitability for commercial production and marketing.

One highlighted success was the commercial release of the commemorative plant for the Anzac Centenary in partnership with the Returned and Services League of Western Australia. The 'RSL Spirit of Anzac Grevillea' commemorates the first major military action fought by Australian and New Zealand forces at Gallipoli in 1915 during World War I, and the many conflicts since then. This variety was selected because of its lush red flowers which remind us of the blood shed by the ANZACs, and also due to its resilience and trans-Australian heritage.



Three other grevillea hybrids, named 'Kings Fire', 'Kings Celebration' and 'Kings Rainbow' were released in the United States of America through the BGPA's USA based commercial partner Ball Ornamentals. At least one of these varieties will be released in Australia in 2016 following trialling by the BGPA's Western Australian based commercial partner Benara Nursery, with other varieties to follow.

Following the international release of the BGPA-bred hybrid *Scaevola aemula* 'Blue Print' in 2009, and *Scaevola aemula* 'White Sparkle' in 2013, a new variety *Scaevola aemula* 'White Print' was released internationally, with nearly 90,000 plants sold to December 2014. A total of 1.8 million plants of the BGPA's *Scaevola aemula* hybrids have been sold to December 2014 with all plants displaying the BGPA logo on the label.

Two hybrid *Boronia* sent for testing previously have been shortlisted for release in 2015.

A new three year Rural Industries Research and Development Corporation (RIRDC) funded research project, 'Advanced biotechnology systems for propagation and breeding of Australian plants' commenced, with the aim of producing wide hybrids in the *Chamelaucium* alliance, and developing new technologies for propagating *Corymbia*.



## Arboriculture

The Arbor team continued to manage the tree collections throughout Kings Park with regular inspections and remedial pruning works undertaken as part of their ongoing operational plan, with no large scale pruning projects included in the program for the year. A total of 23 dead or highly defective trees were removed from the Honour Avenues along Lovekin and May Drives, along with others from Poole Avenue and Synergy Parkland, as part of the tree replacement program.

Approximately 180 semi-advanced trees grown in the Kings Park Nursery were planted as replacements for the removed trees and additional enhancement of the tree canopy. This included a number of *Eucalyptus marginata* (Jarrah) along the verges of Poole Avenue, to progressively replace the declining *Agonis flexuosa* (Peppermints) as they are removed, creating a new look to this roadside avenue.

### A New Home for a Dragon

One significant conservation project completed during the year was the [transplant into Kings Park of a mature \*Dracaena draco\* or Canary Island Dragon Tree](#), estimated to be around 80 years old. This specimen was scheduled for removal to make way for housing development in Dalkeith and was offered to Kings Park by a private donor as a conservation measure. The species is listed as vulnerable in the wild, and although it is commonly in cultivation, it is uncommon to see such a mature specimen in Perth.



The eight metre high Dragon Tree with a canopy spread of seven metres was transported by semi-trailer under police escort in the middle of the night to minimise traffic disruption. Under the leadership of experienced external contractors and assisted by the Kings Park Arbor team, the Dragon Tree was successfully planted into the Fraser Avenue lawn, about 100 metres in from the main entry to the park, in keeping with the thematic planting plan in the Parkland Masterplan.

This precinct is dedicated to the display of mostly introduced specimens that are suited to a Mediterranean type climate, and currently supports a range of palms and introduced and Australian tree specimens. The Dragon Tree has a high public profile in this location and is accompanied by an interpretive sign to inform visitors of its unusual journey and planting.



## Agency Performance



The giant Boab, Gija Jumulu, famously transplanted into the Botanic Garden in 2008 from the Kimberley region, continued to progress well under the close scrutiny of the Arbor team. Monitoring of any decay in the trunk as well as advances in the development of its root system continued as part of the regular program. This tree flowers annually but is yet to produce any fruits, despite assisted pollination by Kings Park staff.

The Boab has also continued to be a popular subject for presentations to interested community groups and clubs, with seven talks given to external groups and others given at the Kings Park Festival. Another highlight was the publication of a feature article in *Landscape* magazine on this Boab's amazing transplant.

The yellowing and decline of parkland trees growing in turf areas continued to be of concern with a more extensive field trial implemented as a pilot study to determine possible remedial action and better understand the cause of this decline. Soil nutrient injections and canopy spraying was implemented for three trees; a Jarrah at Synergy and a jarrah and a Marri in the Botanic Garden. Monitoring of this trial is continuing. Work also progressed on the development of a new field trial to better manage *Armillaria*, the Honey Fungus, at Tuart Lawn and other sites in the Botanic Garden. A large established Canary Island Pine (*Pinus canariensis*) growing in the Wadjuk Carpark was struck by lightning in 2015 causing damage to the trunk and some of the branches. This tree will be monitored for signs of further decline that could result from the severe lightning strike.

The BGPA once again hosted a training course in Quantified Tree Risk Assessment, which was attended by two Arbor staff and 20 industry participants. Other training included traffic management and chainsaw operation.

### International Projects

The BGPA continued its fee-for-service projects in the Middle East, primarily in the Kingdom of Saudi Arabia working with the Arriyadh Development Authority (ADA). These projects are consistent with the BGPA's guiding legislation, enhance the BGPA's international reputation, provide staff development opportunities, and generate revenue to support various initiatives that benefit Kings Park and Bold Park.

In Saudi Arabia, the third year of monitoring was completed for a major restoration trial that aims to develop low cost and scalable solutions for landscape-scale desert restoration in the region. This trial is believed to be the largest ever arid lands restoration trial in the Middle East. Results from this work are being extended in new projects with ADA to include restoration planning in two large conservation parks.

In another project, BGPA staff commenced the second phase of its strategy development work with ADA on management of native plant cover in central Arabia. This Strategy Planning is the second phase of a plan to develop an integrated program to deliver a biodiversity conservation reserve network, sustainable rangeland management, ecosystem restoration, urban conservation planning, and environment awareness, training and education. This phase will be completed in 2015.



# Agency Performance



## Fire Research

Kings Park's [Fire Research program](#) concluded its first full year in 2014-15, with one short project completed and a number of longer-term projects initiated. This program focuses on research to understand the interactions between fire management and biodiversity in Perth's urban bushlands.



Photo B Miller

The fire research program has three components. One focuses the interactions of plant traits and fire regime with a conceptual model for these interactions identifying 20 processes. The experimental program assessing the function of these processes commenced with a study examining the response of populations of serotinous, non-sprouting plant species to long inter-fire intervals. It is thought that populations of plants that possess this combination of traits are at risk of senescing and failing to regenerate if fire intervals exceed plant life-spans. Hence, this group is often deemed sensitive to long fire intervals, and their presence may imply that managers should implement fire in long-unburnt vegetation. This study found that the assumptions of this argument were not supported for all but one of the species examined, suggesting that, in the Perth region, this important argument for ecological burning is not valid.

One of these assumptions concerns the primacy of post-fire regeneration in fire-prone ecosystems. A second study established in winter 2014 assessing this assumption reached its first monitoring point this year. Initial results suggest that germination rates are higher in post-fire than in unburnt environments in some of species, but for others the reverse is true. However, survival of germinated seedlings did appear to be greater post-fire. A new study investigating the effect of fires in different seasons and of different intensity on seed survival has also commenced. This lab-based study assesses how lethal temperature thresholds interact with seed moisture content, and will be complemented by extensive study of soil temperatures and moisture during fire.

The second component of the research program aims to assess the impacts of fire in different seasons and after short and long intervals on the population response of all Banksia woodland plant species. This study commenced with a pilot study involving collaboration between BGPA, the Department of Parks and Wildlife, and Murdoch University whereby the density composition and structure of plant communities were assessed prior to the implementation of planned burning by Parks and Wildlife staff at four sites of known time-since-last-fire. Repeat measurement three years post fire will allow the effect on post-fire response of different prior fire-free periods to be assessed. This pilot study has been developed, with the same team, into a funding proposal, planned for commencement in 2015-16.



The third Fire Ecology research project also commenced this year with pre-fire survey and the implementation of fire treatment in one section of Kings Park bushland. The study is also collaborative (with Parks and Wildlife and DFES) and long-term. Its aims are to assess the effects of different management approaches on biodiversity protection, weed cover and fire risk (fuel loads). The management approaches tested include combinations of either short or medium fire interval or fire exclusion crossed with the presence or absence of weed management. Sites were surveyed in preparation for implementation of this research program in both Kings Park and Bold Park; however, weather conditions allowed only the 6 hectare Kings Park burn to proceed. Post fire survey shortly after the burn in May 2015 and are planned to be repeated at regular intervals for a number of years. The Bold Park burn is now planned to occur in 2015-16. Discussions with other land managers in the Perth region continue with the aim of expanding this long-term study to additional sites.



## Rare and Threatened Species

Research continues into the conservation biology of the State's rare and threatened flora which now number 439 listed taxa (Department of Parks and Wildlife - June 2014) with another 3,029 classed as priority. Activities centred around rare and threatened species conservation aim to improve our understanding of the environmental and ecological factors affecting threatened species, then using this knowledge to enhance conservation outcomes through a raft of integrated ex-situ and in-situ measures. Science areas supporting rare and threatened research include seed biology and ecology, plant biotechnology, population genetics, pollination biology, ecophysiology, and restoration ecology.

Integrated research on the threatened *Ricinocarpos brevis* has advanced over the last year. Cliffs Natural Resources are funding a five-year research program (2013-17) on this species.

During 2014-15 the following was completed:

- Installation of two experimental translocations.
- Collection of insects found within different *R. brevis* populations.
- Assessment of plant characteristics in two populations.
- Assessment of different techniques for estimating the relative age of *R. brevis*.
- Seed cafeteria experiments to investigate seed dispersal.

Cliffs also sponsored additional projects on *Tetratheca erubescens* and *T. paynterae* ssp. *paynterae*. A habitat study and distribution analysis was completed on *T. erubescens*. Detailed habitat requirements for this species were identified and used to develop a theoretical distributional model which was tested in field surveys. Microsatellite markers were used for the assessment of population genetic variation and its spatial structure across the range of *T. erubescens*. The impact on genetic variation following removal of plants within the proposed mine footprint was determined. Seeds from *Tetratheca paynterae* ssp. *paynterae* were used to set up a preliminary experimental translocation. Seeds were placed in-situ and assigned different treatments and later assessed for germination and emergence.

Monitoring of *Grevillea scapigera* plants has been ongoing as part of a long-term study into this species. Monitoring also extended to an assessment of genetic erosion three generations after establishment of translocated populations. Results indicated that measures previously introduced are effective in addressing early genetic erosion. Monitoring on *Verticordia lindleyi* subsp. *lindleyi* has been undertaken on a regular basis around Perth airport with weed control implemented as required. Translocation, monitoring and site maintenance works has been ongoing for *Eremophila resinosa* (sponsored by Evolution Mining). Monitoring, seed collection and site maintenance have been undertaken for *Symonanthus bancroftii*. Collections of vegetative propagation material have been undertaken on *Acacia leptoneura*, *Conospermum galeatum*, and *Eremophila virens* for initiation into plant tissue culture.

Work on the pollination biology of *Caladenia huegelii* has been completed (sponsored by Jandakot Airport Holdings Pty Ltd) with a publication describing this work under review. *Caladenia* sp. Collie, has had its fungal partner identified using ITS sequencing (sponsored by Griffin Coal and the ARC). Additional work on this species investigated phosphorus uptake by the mycorrhizal fungus.

Work on the endangered species *Androcalva perlaria* was formally completed in October 2014 with the submission of the final report to the project sponsors Grange Resources.

*Androcalva perlaria* was only discovered relatively recently in 1993 and after extensive surveying has now been recorded from only a handful of bushland fragments on the Southern Coast of Western Australia. Across all known populations, less than 400 plants remain. After five years of work on this project BGPA research scientists and students have developed effective propagation approaches to aid conservation efforts.

# Agency Performance



Other major outcomes include:

- Establishment of new translocated populations.
- Variable genetic diversity remaining between four remaining populations identified with strong indications of recent genetic connectivity.
- Collection of over 200,000 seeds with duplicate seed holdings established with Department of Parks and Wildlife and the Millennium Seedbank Program (UK).
- One PhD student, 4 honours students, 3 summer scholarship students, and 1 international student have participated on this project.

## Restoration Ecology

[Restoration ecology](#) continues to be a global scientific activity providing underpinning knowledge to rebuild and replenish the natural capital of degraded landscapes. BGPA is a research leader and provider in the science of restoration including leading developments in:

- Seed-seedling recruitment bottlenecks and plant survival.
- Plant responses to environmental changes.
- The use of reconstructed soils as growth media in restoration
- Rigorous baseline and monitoring approaches to assess restoration progress
- Delivering proven, cost-effective and scalable solutions in restoration.
- Providing integrated solutions for arid land restoration excellence both in Western Australia and overseas (see international projects).

The integration of these scientific disciplines and the ability to work across various landscapes has provided national and international opportunities, with BGPA science now establishing demonstration sites in South Australia and Victoria as well as assisting in restoration programs across Western Australia and in the Middle East.

Within Western Australia, collaborative research programs extend from the Great Sandy Desert (restoring contaminated soils), Pilbara region (restoration of post-mining environments with particular emphasis on framework species such as spinifex) and Swan Coastal Plain (soil-plant feedbacks limiting establishment following sand mining; Banksia woodland), mid-west (with major programs in restoration of threatened ecological communities and single species restoration programs focusing on declared rare flora).

Key outcomes for 2014-15 include:

- Understanding climatic effects on seedling mortality in post-mining restoration.
- Defining the development of vegetation pattern and hydrological function within post-mine restoration chronosequences.
- Understanding the trophic transition with micropropagated terrestrial orchids of the South-West Australian Floristic Region for improving restoration success.
- A completed program on the development of germination solutions for Australian native grasses for use in broad-scale restoration programs (supported by RIRDC).
- Defining targets for restoration programs based on identifying appropriate reference systems.



## Restoration Ecophysiology

The Restoration Ecophysiology team continues to research interactions of Australian native plants with their environments, particularly those altered by humans as well as by changing climates. By examining key physiological markers of native plants and the team hopes to identify restoration and conservation management strategies to improve plant resilience. The team continues to address key questions within the Western Australian conservation and mining sectors (Mid-west and Swan Coastal Plain); and internationally across the general restoration sector (Saudi Arabia).

Collaborative research continues in several key areas in 2014-15 including:

- Banksia woodland restoration – Understanding plant-soil-water dynamics to optimise Banksia woodland restoration post mining (supported by Rocla Quarry Products).
- Identify impacts of the major abiotic drivers (temperature and drought) on Banksia woodland functioning, with particular reference to local or park scale impacts on soil moisture.
- Using plant ecophysiology approaches to identify niche specialisation in rare (shallow soil endemic taxa) and common plant species.
- Understanding the patterns of water distribution both in natural soils and in remade substrates to support native vegetation systems.

This resulted in the following specific outcomes in 2014-15:

- Optimising the role of water delivery systems and anti-stress compounds for use in plant-based desert restoration programs.
- Commencement of significant collaborative Banksia woodland research program “Managing ecosystem change requires the integration of above and belowground hydrological processes at relevant scales”.
- Understanding the role of trace element mineral nutrition in protecting mature remnant trees in managed parkland systems.
- Determining hydrologic drivers for *Triodia* plant establishment in arid zone restoration programs

## Conservation Biotechnology

[Conservation Biotechnology](#) research continued in 2014-15 including micropropagation, tissue culture and cryopreservation on endangered native plants, and also on non-endangered plant species important for restoration but recalcitrant to conventional propagation methods.

*Conospermum galeatum* (Proteaceae) – is a critically-endangered species currently represented by one small population near Quairading. Nineteen plants have been established successfully in-vitro in Kings Park from vegetative material provided by Department of Parks and Wildlife (Natasha Moore, Merredin district). Some culture lines have progressed further than others and these will be utilized to optimise in-vitro multiplication and root induction with proposed establishment of some plants in soil hopefully in 2016. Shoots will also be investigated for ability to be cryostored to establish and maintain long-term genotypic collections of this species.

*Acacia leptoneura* (Fabaceae) – a critically threatened species with only two known adult plants currently remaining in populations (N. Moore, Department of Parks and Wildlife, Merredin, pers. comm.) near Dowerin. Cutting material was provided by Department of Parks and Wildlife (Merredin) and processed for establishment of in-vitro culture lines. This species has been very difficult to establish in culture. Material from the plant from Population 2 has produced a few viable shoots that are currently in the process of being multiplied.

## Agency Performance



*Eremophila virens* (Scrophulariaceae), is a threatened taxon from the Avon Wheatbelt region. Cutting material was supplied to KPBG by Parks and Wildlife in May 2015 and some of this material was used to attempt to establish in-vitro culture lines. Two genotypes have responded: plant number 12 and plant number 13, but it is too early to tell if viable and sustainable culture lines will develop.

Ongoing in-vitro and cryopreservation research continues with other plant taxa as part of post-graduate study programs (Australian terrestrial orchid spp., and recalcitrant species important in post-mining restoration), collaborative studies on interstate flora or studies on micropropagation/cryopreservation projects with Parks and Wildlife for critically endangered species including *Banksia montana*, *Cyphanthera odgersii* ssp. *occidentalis* and *Eucalyptus phylacis*. Cryobanking of threatened species continued during 2014-15 with 14 species assessed and banked this year including *Grevillea scapigera* (new clonal material), *G. althoferorum*, *G. dryandroides* ssp. *hirsuta*, *Drummondita ericoides*, *Verticordia albida*, *Chordifex abortivus*, *Eucalyptus dolorosa*, *Androcalva adenothalia*, *Tetralthea deltoidea*, *Synaphea quartzitica*, *Pityrodia scabra*, *Hemiandra rutilans*, *H. gardneri*, and *Philothea basistyla*.

This resulted in the following specific outcomes in 2014-15:

- Investigation of large-scale in-vitro propagation for returning a key species of Australian Cyperaceae to post-mined revegetation sites and subsequent publication.
- Investigation of a novel vacuum infiltration method for droplet vitrification cryopreservation of native Australian plants and subsequent publication.
- The discovery that cold-induced changes affect post-cryopreservation survival of in-vitro grown shoot tips of an Australian native sp., with subsequent publication.
- The investigation of novel germination, micropropagation and cryopreservation protocols for Australian terrestrial orchid spp. for mass propagation and conservation and three subsequent publications.

## Conservation Genetics

The [Conservation Genetics](#) team undertakes innovative genetics research underpinning the conservation and restoration of Western Australia's unique biodiversity. This is achieved through the application of modern molecular techniques and field-based experiments to address the key research areas of conservation genetics, restoration genetics, molecular systematics, DNA barcoding, and the assessment of key population genetic processes such as mating and dispersal of pollen and seed.

In 2014-15 these research programs have resulted in:

- A quantitative assessment of the potential genetic impact of proposed mining activities on threatened plant species.
- A characterisation of the impact of non-local provenance seed source on germination and early seedling growth through large-scale provenance trials with banksias.
- An understanding of the extent and significance of negative genetic effects following the mixing of seed source provenances for ecological restoration, through an assessment of life-time fitness in provenance trials with triggerplants (*Stylidium* spp).
- Through the genetic assignment of parentage, the finding that pollination by nectar-feeding birds results in wide outcrossing and high multiple paternity for eucalypts and banksias.
- An ecological genetic assessment confirming restitution of reproductive functionality and delivery of pollinator services in restored populations of banksias pollinated by vertebrates.
- An assessment of the effects of dewatering associated with mining on mating patterns in riparian eucalypts in the Pilbara.

## Agency Performance



- A characterisation of long distance dispersal of fleshy-fruited seeds of forest species to understand the consequences of the loss of dispersal vectors.
- An assessment of range-wide genetic diversity and its spatial structure, mating systems, long-distance seed dispersal, and movement ecology in seagrass (*Posidonia*).
- A redefinition of biologically significant units in spinifex (*Triodia* spp.) for improved ecological restoration in arid Australia.
- An assessment of habitat fragmentation impacts on genetic connectivity among bushland remnants.
- The measuring and managing of genetic erosion in the recovery of the critically endangered species through translocation.
- Progress towards a DNA barcoding resource for the Pilbara flora for rapid and accurate biodiversity assessment and ecological restoration.

## Seed Science and Restoration Seedbanking

The BGPA's [seed science programs](#) encompass fundamental and applied research on the physiology and ecology of seed germination, dormancy and longevity. The development of seed technologies to improve plant propagation, conservation, and landscape restoration is a major emphasis of the research.



Testing the effects of seed pellets on germination to improve seedling establishment in restoration.  
Photo: T Erickson.

A major focus of the past year has been research conducted under the Restoration Seedbank Initiative (RSB), a five-year, \$5 Million research partnership between BGPA, BHP Billiton Iron Ore, and The University of Western Australia (UWA). Research conducted in 2014-15, the second year of this initiative, has centred on the development of seed enhancement technologies (seed priming, coating, and pelleting) to improve seedling establishment. A highlight of this initiative is collaborative research with UWA's School of Mechanical and Chemical Engineering that has led to the development of a novel technique for flaming seeds to remove hairs, awns and other appendages from seeds to allow for the improved adhesion of polymers used in seed

coating and pelleting. Research examining the physical properties of pellets, including pellet strength and water retention capacity, demonstrate that incorporation of different mineral products significantly affects the compressive strength and water absorbing properties of the pellets, leading to differences in seedling emergence.

Three PhD projects were completed in 2014-15. The first project studied the seed germination and dormancy of 89 species from the Pilbara to improve the use of these seeds in mine site restoration. Of these species, 79% possessed some type of dormancy, and pre-treatments were developed to overcome the two most common kinds of dormancy. Dry after-ripening was successful at overcoming physiological dormancy in seeds from the *Triodia* genus, and wet heat treatments were highly effective at alleviating physical dormancy in seeds from the Fabaceae and Malvaceae.

The second PhD project studied the impacts of seed dormancy, water stress and temperature on the regulation of germination, emergence and seedling growth and function for species of spinifex (*Triodia*) from the Pilbara region. The partial alleviation of seed dormancy can be achieved through wet/ dry cycling treatments, and removing the covering structures from seeds results in greater germination performance under water stress.

## Agency Performance



The third PhD project studied the seed biology, ecology, and conservation of six species of water lilies (*Nymphaea*) native to tropical northern Australia. This study described for the first time the developmental events during germination of *Nymphaea* seeds, proving that embryos must grow inside the seeds before germination is possible. Whilst germination behaviour is complex and species-specific, most species germinate when seeds are crowded together, with the production of ethylene under these conditions playing a role in promoting germination.

### Orchid Biology and Conservation

During 2014-15, orchid research has focused on both industry-supported conservation projects and pure botanical research studying the pollination of sexually deceptive orchids. This work has led to several publications in high profile, international journals.

The first detailed study investigating the functional role of orchid mycorrhizal fungi in the mineral nutrition of their orchid partners has shown that phosphorus uptake and transport occurs via the fungal partner. Uptake into the orchid tissue appears to be a dynamic process, occurring as quickly as within two days of obtaining access to a source of phosphorus. This study is helping to understand how plants on nutrient deficient soils access available nutrients. This work is part of an ongoing research project funded by the Australian Research Council investigating the functional significance of mycorrhizal fungi in a range of rare and common terrestrial orchids.

Work on the pollination biology of *Caladenia huegelii*, an endangered species of spider orchid has been completed (grant from Jandakot airport). Fruit set in *C. huegelii* is very low across much of its current range. Investigations into pollinator visitation and identification have revealed that the single wasp pollinator is common in intact landscapes outside of the range of the fragmented population of *C. huegelii*. Populations of *C. huegelii* were thus likely to be persisting through plant longevity rather than reproduction and recruitment. It is likely that pollination management in the form of hand pollination would be an effective conservation management action.

As part of an ongoing research project focused on *Caladenia* sp. Collie, a threatened species of spider orchid, the fungal partner has been identified. It is a species of *Sebacina* known to form a mycorrhizal relationship with other Spider orchids, including *Caladenia huegelii*, and has a continent-wide distribution. Mycorrhizal specificity appears to be high with all isolates identified as the same species. Studies on the mycorrhizal ecology, pollination biology and propagation and translocation are ongoing and form an integrated conservation program for this species.



Top *Caladenia huegelii* in flower. Photo: R Phillips

Bottom *Caladenia* sp. Collie in flower. Photo: B. Davis

### Biodiversity and Extensions

The core business activities of Biodiversity and Extensions include restoration and species recovery operations of indigenous Western Australian species and promotion of sound horticultural practices for landscaping and gardening when using Western Australian species. The translocation of rare flora using the latest scientific research results and best horticultural practices continues to be part of core operations working in cooperation with other agencies such as the Department of Parks and Wildlife, Non-Government Organisations, industry and volunteers.

Part of BGPA's commitment to the environment is promoting outcomes of herbicide experiments in glass house and field trials for environmental weed control in degraded and natural ecosystems. This commitment assists other State Government agencies, Local Government, bushland managers and fee paying businesses such as mining companies.

# Agency Performance

Current programs underway include:

- The translocation of *Eremophila resinosa* funded by Evolution Mining, extension of sites is ongoing, presently six sites, with continuing support from the Shire of Westonia. Presently over 2 million fruit (seed) are in long term storage at BGPA.
- Translocation of the critically endangered Corrigin *Grevillea scapigera*. This successful ongoing 20 year program includes long term ex-situ seed storage, in-situ long term seed burial trials, site monitoring and maintenance
- Translocation of the critically endangered *Symonanthus bancroftii*. Monitoring, site maintenance and scientific experiments such as stimulation of the soil seed bank are continuing. Presently over 2,000,000 fruit (seed) are in long term storage at BGPA. Seed has been collected from a founder population established in 2004 and is currently stored at BGPA.
- Translocation of *Verticordia lindleyi* subsp. *lindleyi* funded by the Public Transport Authority and planted at Perth Airport on land managed by Westralia Airports Corporation. Recruitment of seedlings from the soil seedbank continues on an annual basis suggesting this population, presently numbering over 60 individual plants, has the capacity for long term survival.

Extension activities include representing the BGPA through presentations at conferences, to professional organisations, seminars and the general public. Serving on committee's such as Brixton Street Wetlands and on advisory groups with local organisations such as the environment weeds action network continues.

There are many highlights in the BGPA's conservation and restoration research programs, many of which can be found in the [Research](#) section of the BGPA website.



Photos B Dixon

Top *Eremophila resinosa* translocation site 6, planted in winter 2014, illustrating good growth and survival rates on 20 May 2015.

*Eremophila resinosa*, the first translocation site planted in winter 2004 using tissue cultured plants. Survival rates are high and biodiversity of indigenous species is comparable to adjacent vegetation.

Critically Endangered *Grevillea scapigera* translocation site at Corrigin December 2014. Volunteers assisting with pegging and recording new seedlings germinating from soil in the seedbank.





## Risk Management

### Ongoing Risk Management

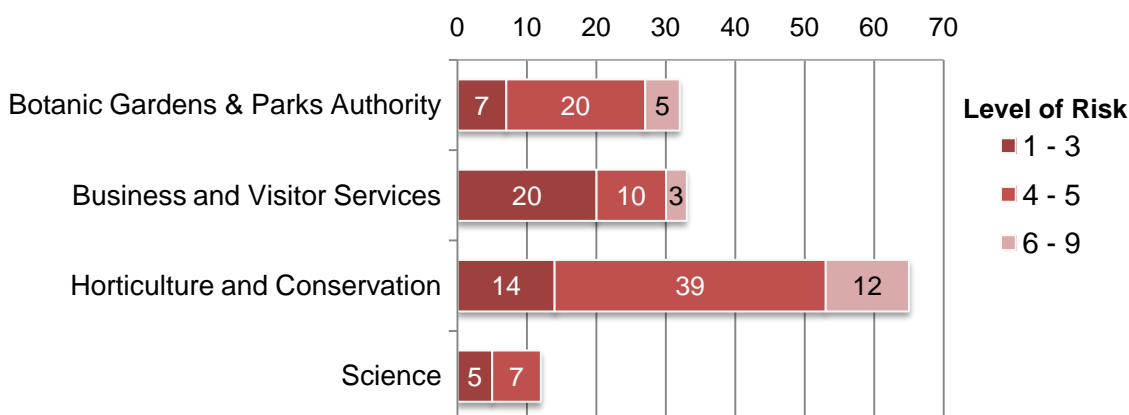
On 28 November 2013, Riskcover announced that Riskbase would be decommissioned on 31 March 2016. All agencies using the online risk management database tool, are required to implement a new system to meet the needs of the individual agency's risk management practices and reporting.

BGPA has commenced investigations into viable alternatives and is considering a range of software options including Microsoft Excel and custom risk management and corporate governance software. A decision will be made in 2015 to ensure adequate time for implementation.

Thorough reviews of the Risk Management Policy in recent years have resulted in a comprehensive Policy that supports its commitment to Risk Management. The August 2013 Policy was reviewed in November 2014. Six monthly reports on Risk Management activity are provided to the Audit Committee and the Board of Management.

The BGPA has a well established Risk Register, with 142 risks currently listed in Riskbase (143 in 2013-14). There was some movement during the 2014-15, with a number of risks having a reassessed level of risk. One risk was archived; advances in technology and specific remedies implemented by the BGPA meant that it was no longer considered a risk to BGPA operations. Risks were individually assessed through 2014-15 in accordance with the established monitoring and review schedule. Each risk is evaluated for relevance and risk mitigation strategies are assessed.

#### Number of Risks by organisation unit and level of risk



## Fire Management

Activities related to fire preparedness, response and risk management continued to be assigned a high priority during the year, aiming to further reduce bushfire related risks impacting upon the bushlands and their immediate surrounds at Kings Park and Bold Park.

For the 2014-15 fire season, the BGPA had a total of 47 staff as trained volunteer fire officers, nine of which are designated Fire Management Officers who act as liaison officers in the event of bushfire in Kings Park or Bold Park and maintain a 24/7 emergency contact pager in rotation for the period November to May each year.

## Agency Performance



Fire Management Officers and Duty Officers (Park Management Officers) participated in additional training in the Australian incident management system and in Department of Fire and Emergency Services (DFES) communication training. A Kings Park bushfire scenario was developed and incorporated into Level 2 Incident Control training with DFES, providing an opportunity to include key details of the BGPA Bushfire Management and Response Plan into the training to raise awareness within DFES staff.



BGPA representatives continued to liaise with the State Emergency Service to review response arrangements and facilitate training sessions in Kings Park and Bold Park. Staff attended a State Emergency management exercise that tested existing response and recovery plans and arrangement with a number of stakeholders. Regular attendance at the City of Perth and Kings Park Local Emergency Management Committee (LEMC) meetings was ongoing with input provided to planning documents as required. The BGPA formally joined the Western Central LEMC that incorporates the Town of

Cambridge and Bold Park, and participated in regular meetings.

The BGPA provided formal comment on the Draft State Planning Policy 3.7 Planning for Bushfire Risk Management and Draft Planning for Bushfire Risk Management Guidelines. Staff also attended a meeting with Department of Planning staff and a stakeholder workshop to discuss the draft documents. A review of mapping for Bushfire Prone Vegetation was undertaken in the context of both Kings Park and Bold Park being included as Bushfire Prone Areas. A formal submission was also made on the Draft Emergency Services Acts.

All fire preparedness tasks were completed according to the annual schedule, overseen by the BGPA Fire Control Group that meets monthly. An intensive program of weed management and removal of dead material from the bushland along the interface with Winthrop Avenue was undertaken, to reduce bushfire related risk at the interface with the Perth Children's Hospital under construction and the QEII Medical Centre.

There were several closures required under the BGPA Park Closure Plan due to the declaration of very high or above Fire Danger Ratings (FDR) and Total Fire Bans (TFB) in the Perth Metropolitan area. There were 14 days of very high FDR plus an additional two days that were declared but downgraded overnight. In addition there were nine TFB days declared, all of which had a FDR of high or lower. The TFB days were declared by DFES due to limited DFES resource availability, as most available resources were deployed to large fires in the south of the State.

The declared fire conditions resulted in the closure of Rio Tinto Naturescape Kings Park for 18 days in accordance with the Park Closure Plan. The declared TFB days resulted in the closure of all bushland paths in Kings Park and Bold Park, including seven days in a row during February, and the requirement for additional bushland patrols to be conducted on those days. Given the resources required to implement these actions on TFB days and the low to moderate or high FDR that applied on those TFB days, a review of the Park Closure Plan was initiated to determine whether any further refinement of its actions is required for future years.

There were no fires recorded for Bold Park during the year and five small fires in Kings Park that burnt a total area of 0.27 hectares. In addition, a controlled low intensity burn over six hectares in Kings Park bushland was conducted as part of a long term scientific research trial to assess the best methods of managing bushfire risk and conserving the native biodiversity in Banksia woodland environments on the Swan Coastal Plain. This project was initiated by the BGPA Fire Ecologist as part of a more complex research program that is recorded elsewhere.



The planned fire required significant planning in the lead up to the event, which occurred on 7 May 2015. A detailed Fire Prescription was developed with assistance from the Department of Parks and Wildlife using their training module to access the program, with approvals received from Parks and Wildlife, DFES and the BGPA Chief Executive prior to implementation. Kings Park bushland staff assisted with a pre fire survey, establishment of monitoring plots, stakeholder liaison and implementation of the fire. DFES and Parks and Wildlife also provided significant resources to assist with implementation of the burn. A similar burn planned for Bold Park was not implemented due to weather conditions being unsuitable.

A second small planned fire was conducted in three research plots adjoining the Rio Tinto Naturescape Kings Park site on 29 June 2015, which formed part of another study connected with the Fire Ecology Research program. This burn over 0.3 hectares was very low key and was successfully implemented by trained BGPA staff.

### Tree Risk Management

The BGPA places a very high priority on public safety for visitors within Kings Park and Botanic Garden and Bold Park and therefore assigns a high priority to the management of trees and treatment of the risks associated with tree or branch failure. The BGPA continued to implement practical tree risk management activities supported by sound policy during the year.

Following the BGPA Board's endorsement in February 2014 of the Quantified Tree Risk Assessment system (QTRA) as the formal process by which trees in Kings Park and Bold Park would be assessed to guide risk management activities, a formal Tree Management Policy was developed and endorsed by the Board in February 2015.

This Policy documents the context for tree management including landscape setting, the significance of trees in Kings Park and Bold Park and their important biodiversity and community values. It sets clear objectives for tree management and documents policy statements in four key areas: tree risk assessment, tree preservation and protection, tree removal and replacement and asset management.

A key component is the incorporation of the QTRA as BGPA's formal system of tree risk assessment, including a limit of tolerability of risk as 1/10,000 for tree risk management, as previously endorsed by the Board. The policy provides a rigorous framework for the management of tree risks using the QTRA system, which is highly defensible in the event of a tolerable tree risk being realised.

QTRAs were conducted by qualified external contractors in nine of the total eleven precincts within Kings Park between March and June 2015, with final reports received for seven precincts by 30 June 2015. QTRA assessments were completed in the remaining two Kings Park precincts by QTRA qualified staff in the BGPA Arbor Team, who also commenced the QTRA process for trees in Bold Park bushland in June 2015. Assessment results were available for nine of the eleven precincts.

Within the nine precincts there were 24 trees assessed with a level of risk that was higher than the tolerable limit and therefore required urgent remedial works. These works were completed for 22 of the trees by June 2015, with works on the remaining two trees yet to be completed. Other works recommended in the QTRA reports will be reviewed by the BGPA Arbor staff and scheduled for implementation on a priority basis over the next twelve months.

A training course on QTRA conducted by the representatives from the United Kingdom was hosted by Kings Park in December 2014 and attended by all three BGPA Arbor staff. In addition, to enable a comparison of the QTRA system with another system known as Tree Risk Assessment Qualification (TRAQ), One BGPA representative completed a training course in TRAQ in July 2014.

## Agency Performance



Other tree risk management activities included monitoring and management of stem fall arrest systems installed in numerous trees throughout Kings Park as a strategy to prolong the life of significant trees while reducing the risk to public safety. A new system was installed in a large Tuart in the Wadjuk Carpark and another was replaced in a mature *Pinus pinea* near the Biodiversity Conservation Centre carpark. A further nine systems were monitored twice during the year in trees including *Eucalyptus*, *Melaleuca*, *Agonis*, *Ficus* and *Pinus* species to name a few. Discussions around the best way to preserve a large *Agonis flexuosa* in the State War Memorial precinct and maintain an appropriate level of public safety were ongoing.

The BGPA continued to monitor stem failures with collation of reports into a database. There were 205 failures of stems greater than 50mm diameter in Kings Park and Bold Park, which is 15 less than the previous year. There were also 18 complete tree failures ranging from small up to 600mm trunk diameter, which is just over half the number recorded the previous year.

Monitoring of a small number of Sugar Gums along Lovekin Drive with a significant lean continued with no significant changes recorded.

### Kings Park Escarpment

The regular program of ongoing geotechnical inspections continued by an external consultant contracted to provide these services, with inspections conducted on the escarpment in July and November 2014 and May 2015 completed. These inspections identified only minor remediation works which were promptly implemented by contractors, who were engaged to conduct some minor rock trimming in November 2014 and again in January 2015. The Geotechnical Consultancy Services contract was retendered for evaluation in July 2015.

A total of seven inspections were implemented by trained BGPA staff following rainfall events of 20mm or more during the preceding 24 hour period, with gate closures in higher risk areas also implemented at the time. This is an ongoing risk management strategy that forms part of the BGPA control actions when risk is increased after significant rainfall events. No major issues of concern were identified from these inspections.

The management of the Old Swan Brewery Carpark progressed their planned remedial works on the slope behind the carpark to manage the slope against erosion of sand from the slope into the carpark, as occurred in 2010 during an exceptionally heavy rainfall event. BGPA staff worked with geotechnical engineers to develop a suitable revegetation plan to complement the engineered system of terraces on the slope. The engineering system was completed and the revegetation plan will continue to be implemented during winter 2015.

The BGPA assisted the City of Perth in reviewing an environmental management plan for a section of the escarpment on privately owned land to the north east of Jacob's Ladder. This very steep and inaccessible land is the responsibility of the adjacent landowners who have some concerns about fire risk management on the slope.

### Water Management

Monitoring of ground water use throughout the year for irrigation continued to ensure use of ground water remained within the BGPA licensed limits. Total groundwater use was 564.1 megalitres for the year, which was an increase over the previous year but still within the allocated limit. The increased use was due to low rainfall in spring 2014, followed by an absence of summer rain and low rainfall again in May 2015, placing a greater reliance on irrigation water to maintain the living collections and turf areas.

## Agency Performance



Planning was well under way for a further upgrade to the water meters and standing water level monitoring to ground water bores. A range of maintenance tasks were completed to improve irrigation water quality and ground water use efficiency. This included cleaning out of the irrigation system ponds one and two with minimal water loss and repairs to the poly liner at system one. Both irrigation systems one and two had a computer upgrade to automate the back-washing procedures, improving efficiencies.

Bore maintenance tasks included repair and servicing of the pump at KP4, repair of controllers at KP2 and KP4 and upgraded electrical controls at KP5. A tender process is under way for a new bore maintenance panel of contractors for the next three years.

A new bore water supply line was installed to connect to the water hydrant installed at the new depot washdown bay, which was handed over to the BGPA for use during June 2015. The fibre optic network was extended to connect the irrigation controller at Tuart Lawn to fibre and replace the former radio link. One final connection is required at the State War memorial precinct to complete the conversion of all irrigation controllers to fibre connections.

Refinements to the water harvesting system linked to the Education Carpark were completed in preparation for winter rains. This system provides an opportunity to harvest stormwater and direct it into the irrigation ponds.

Water quality in the Paperbark Creek at Rio Tinto Naturescape continued to be tested and monitored on a weekly basis to ensure appropriate standards of water quality were maintained. Continuous filtering of the water through the Kings Park irrigation system, delivery to the site via a UV filter, and weekly maintenance activities by staff all contribute to maintaining good water quality at this popular facility, that is regularly frequented by young children who interact with the creek water bodies. There were no concerns with water quality with test results consistently demonstrating only very low levels of bacteria, all of which were also monitored by the Health Department. The UV filter system required regular maintenance and water feature level probes for the sump pump at this site were upgraded to improve water recycling efficiencies.

### **Asset Upgrades and Management**

The asset replacement and maintenance program continued to ensure a high level of safety, asset protection and presentation standards for equipment and infrastructure throughout Kings Park and Bold Park. There were formal request for Quotation processes and a further six tender requests during the year. In addition, a new tender for the supply of gas and electricity was conducted as part of a Department of Finance Common Use Agreement, which was put in place to commence on 1 July 2015.

A new Gianni Ferrari out front mower was purchased to replace an existing mower as part of the asset replacement program. Regular replacement of these high quality machines ensures little to no down time due to repair and maintenance requirements. In addition, a new Kubota tractor was purchased to replace the existing turf tractor. A tractor attachment mower was replaced with a 72 inch ride-on mower to increase flexibility for mowing road verges and rough turf.

The Infrastructure team maintains and improves park infrastructure such as buildings, roads and paths, all equipment and machinery and visitor facilities to a high standard, which is important in Kings Park with its high annual visitation.

New lighting was installed in several areas of the park including an upgrade to the street lights on Fraser Avenue to the newest style of pole and light fitting as installed in the Fraser Avenue Ceremonial Walk project. Ten new lights and poles in the same style were installed along Forrest Drive, providing permanent street lighting as far as Roe Carpark for the first time. This will reduce the requirement for temporary lighting to service events in the Botanic Garden. The former pole top lights at the Administration Carpark were also replaced with new 70 watt Kipp lights as used elsewhere in the park, greatly improving the lighting and safety in this carpark.

## Agency Performance



Several asset maintenance and upgrade works were also funded through the asset replacement program including the upgrade to the 11<sup>th</sup> Battalion Memorial and Rotunda One (Jarrah Pavilion) surrounds, maintenance works at the State War Memorial and Tobruk Memorial and the maintenance of protective coatings on the Lotterywest Federation Walkway.

Other asset maintenance included painting of public toilet floors, painting the interior and exterior of the Yorkas Nyinning building in the Botanic Garden, and the replacement of air conditioning systems in the Aboriginal Art Gallery, Subiaco Lodge, and the Botanic Gardens mess room and office. A new soakwell was installed on May Drive to address a long standing drainage issue at that location and all spoon drains along the internal roads were cleaned out before the onset of winter rains.

Design for the replacement of the pedestrian path along Forrest Drive from the Water Garden to the Place of Reflection was completed, with works tendered and a contract awarded in June 2015 for July commencement. A planned upgrade to the road and carpark at Lotterywest Family Area did not proceed due to there being inadequate funds available for the works.

### **Kings Park Path and Carpark Upgrades**

A planned upgrade to the carparks at Lotterywest Family Area to regrade and resurface the existing bitumen carpark, improve its drainage, and redirect the entry road around a significant tree on the road edge was designed and documented during the period. The works will be tendered as funding resources become available. Further design work to reconfigure the large limestone carpark west of the Next Generation Club was deferred due to other priority projects.

An upgrade to the pedestrian path adjacent to Forrest Drive in the Botanic Garden was designed, documented and tendered in May 2015 and a works contract was awarded in June 2015. These works will see the removal of the existing ageing brick path and roadside kerb from the Water Garden to the Place of Reflection entry and its replacement with poured limestone concrete, consistent with other paths in the Botanic Garden. Works will be completed in August 2015, prior to the 50<sup>th</sup> anniversary celebrations and the Kings Park Festival.

# Significant Issues and Trends

## An Avenue of Honour for Kings Park

The idea of dedicating an avenue of trees to our war dead came from Mr Arthur Lovekin. In 1918 he presented to the Kings Park Board (of which he was an original member) a design to plant an Honour Avenue in memory of the many Western Australians who had lost their lives in the Great War.

With the war still underway in Europe, Mr Lovekin donated £500 to commence work clearing brush on both sides of the road extending from the main intersection (where the statue of John Forrest stands) to the Subiaco entrance (Saw Avenue). The labour was mainly supplied by former soldiers who had been had returned to Australia wounded or ill.

Reference: Avenues of Honour – The Remembrance Plaques of Kings Park by The Honour Avenues Group

Labourers clear the roadside to prepare for planting the Honour Avenue  
Photo BGPA Archives





# Current and Emerging Issues and Trends

## Services, Facilities and Infrastructure

Kings Park and Botanic Garden remains one of the State's single most visited tourist destinations with 5.75 million visitors in 2014-15. Visitation has remained consistent, and has not recorded less than five million annual visitors since the 2005-06 reporting year (4.8 million).

High levels of visitation continue to apply pressure on existing operations and infrastructure, requiring ongoing upgrades and review.

A cost for cleaning and maintenance of public facilities (toilets, barbecues, and pavilions) continues to rise; servicing of these facilities has increased by more than 200% over the past ten years.

Waste management (including litter pick up, rubbish disposal and recycling) costs have increased by more than 100%.

Traffic management requirements have likewise increased with pressures on parking availability especially on weekends and public holidays.

## Biodiversity Conservation

The remnant bushland in Kings Park and Bold Park presents ongoing challenges for management due to the impacts of past disturbances, a high level of fragmentation, weed invasion, and the pressures of urban surrounds and high visitation levels. The BGPA has a legislative requirement to conserve and enhance the native biological diversity in Kings Park and Bold Park, with a long term commitment to undertake ecological restoration, to reduce threats to native biodiversity, improve bushland condition and encourage resilient ecological communities. Sound bushland management requires consistent and ongoing programs to protect these valuable environmental resources for the future.

One significant challenge is the management of bushfire related risks in urban environments while continuing to conserve native biodiversity in these small, disturbed Banksia woodland remnants, in which the best methods to manage bushfire risk and conserve the natural environment are poorly understood. A long term commitment to research programs that will inform fire and biodiversity management issues is required to breach the knowledge gaps in these specific environments and provide appropriate protection of life, property and biodiversity values into the future.

## Research and Development

The BGPA is one of the leading botanic garden institutions in terms of its internationally significant research programs. Scientific research underpins the adaptive management of the BGPA's designated lands and assists in regional biodiversity and restoration projects. This is undertaken with government funding and through research grants and fee-for-service arrangements. Consolidated Appropriation allows the BGPA to leverage funding for research activities from external sources for conservation and restoration projects.

Restoration research will continue to develop new approaches and technologies applicable to the bushlands in Kings Park and Bold Park including the development of understanding of risks of varying weed and fire management approaches to fuel load, weed cover and native plant conservation.

The BGPA continues to lead research in innovative restoration technologies to improve rehabilitation outcomes for the WA resources sector and for improving urban bushland conservation. Our work spans important areas such as taxonomy, fire ecology, seed science, conservation genetics, restoration ecophysiology and pollination biology.



## Significant Issues and Trends



Understanding plant-soil interactions is an important aspect of restoration. Research currently being undertaken in the mid-west and the Pilbara is furthering our understanding of these interactions, including how the physical, chemical, and biological properties of disturbed or reconstructed soils evolve over time to influence plant establishment, growth, and long-term survival.



## Likely Developments in the Year Ahead

### Revenue and Support

Bold Park and Kings Park and Botanic Garden are open to the community 24 hours a day, every day of the year and do not generate any revenue from entry fees. The community's expectation that extremely high standards of presentation and level of service are maintained means the BGPA must continually review revenue opportunities, budget allocations and priority of operational outcomes to support the high levels of visitation and subsequent maintenance and operations.

Through business and commercial arrangements, the BGPA actively seeks to increase its revenue and external support in order to improve or provide additional visitor facilities and maintain the world-class parklands, bushland and Botanic Garden as well as community events such as the annual Kings Park Festival. Volunteer engagement strategies continue to be implemented to strengthen and support the vital volunteer network which contributes significantly in the delivery of services and functions of the BGPA.

### Review of the Bold Park Management Plan 2011-2016

The BGPA Act 1998 requires that management plans for BGPA designated lands are revised at five year intervals. As the current Bold Park Management Plan is due to expire in July 2016, a review of the existing plan and preparation of a new plan for 2016-2021 will be progressed during the 2015-2016 financial year. The aim will be to complete the new plan for endorsement by the Minister for Environment; Heritage in mid 2016.

### Kings Park Nursery and Depot Upgrade

Construction works on this capital works project will be completed in August 2015, replacing ageing infrastructure in the depot and Kings Park nursery with new, purpose built facilities to meet current standards and delivering improved functionality, access and staff safety through new access arrangements and separation of functional areas.

### Biodiversity Conservation Centre Stage Two

A substantial extension to the Biodiversity Conservation Centre in Kings Park will be completed in late 2015 to provide new laboratories, related infrastructure and facilities to support the expanding and ground-breaking restoration seed science activities within the BGPA. The existing seed store will be upgraded to increase capacity with an adjacent, climate controlled seed drying room on the ground floor, and a purpose built laboratory, incubator room and analysis laboratory will be constructed on the first floor. These new research facilities will support the provision of cost-effective and scalable ecological restoration in Kings Park, Bold Park and throughout Western Australia generally. They will also enhance the operational efficiency of the state-wide seed collection program that has been in place in association with conservation and display activities in the Western Australian Botanic Garden for over 50 years.

### 50th Anniversary of the Western Australian Botanic Garden

The BGPA will celebrate the 50<sup>th</sup> anniversary of the opening of the Western Australian Botanic Garden in October 2015. The main event will be the completion and official launch of the Botanic Terraces development in the gardens to mark the 50 year milestone. This project is an initiative of the Friends of Kings Park in partnership with the BGPA that is supported by Lotterywest. It comprises a new terraced landscape at the Botanic Garden entry, a split level Botanic Pavilion overlooking the Swan River, interpretive artworks by local artists and display gardens that feature a range of Western Australian flora.

## Significant Issues and Trends



Other activities related to the anniversary celebrations include a six week expedition to the Kimberley to collect seed from a range of iconic Boab trees and other tree species found only in this region, sponsored by the Friends of Kings Park, and an extension of the Kings Park at Heart social history project to capture stories of the significance of Kings Park to the community.

The Kings Park Festival in September 2015 will adopt the theme of 'Beauty Rich and Rare' and will highlight the Botanic Garden anniversary in displays and activities. A series of web-based Anniversary Adventures over 12 months will encourage visitors to explore the wonders and lesser known areas within the Botanic Garden. A new plant release named *Anigozanthos manglesii* 'Anniversary Gold' will occur in September 2015.

### Rio Tinto Naturescape Stage Two

Planning for the second stage of this innovative project will be advanced in the 2015-2016 year with the appointment of a Landscape Architect in September 2015 to commence the formal design process. Generously sponsored by Rio Tinto, the second stage will expand the existing nature based facilities in the six hectare site to enhance opportunities for children and their families to connect with nature and provide an important environmental education resource for the Kings Park Education programs.

Community consultation and internal workshops have already occurred and an indicative project timeline has been developed. Design work is anticipated to be completed by October 2016 and a preliminary completion timeframe for stage two construction and project opening is Spring 2017.

### Research and Development

Research over many years will culminate in the year ahead with the production of two important books.

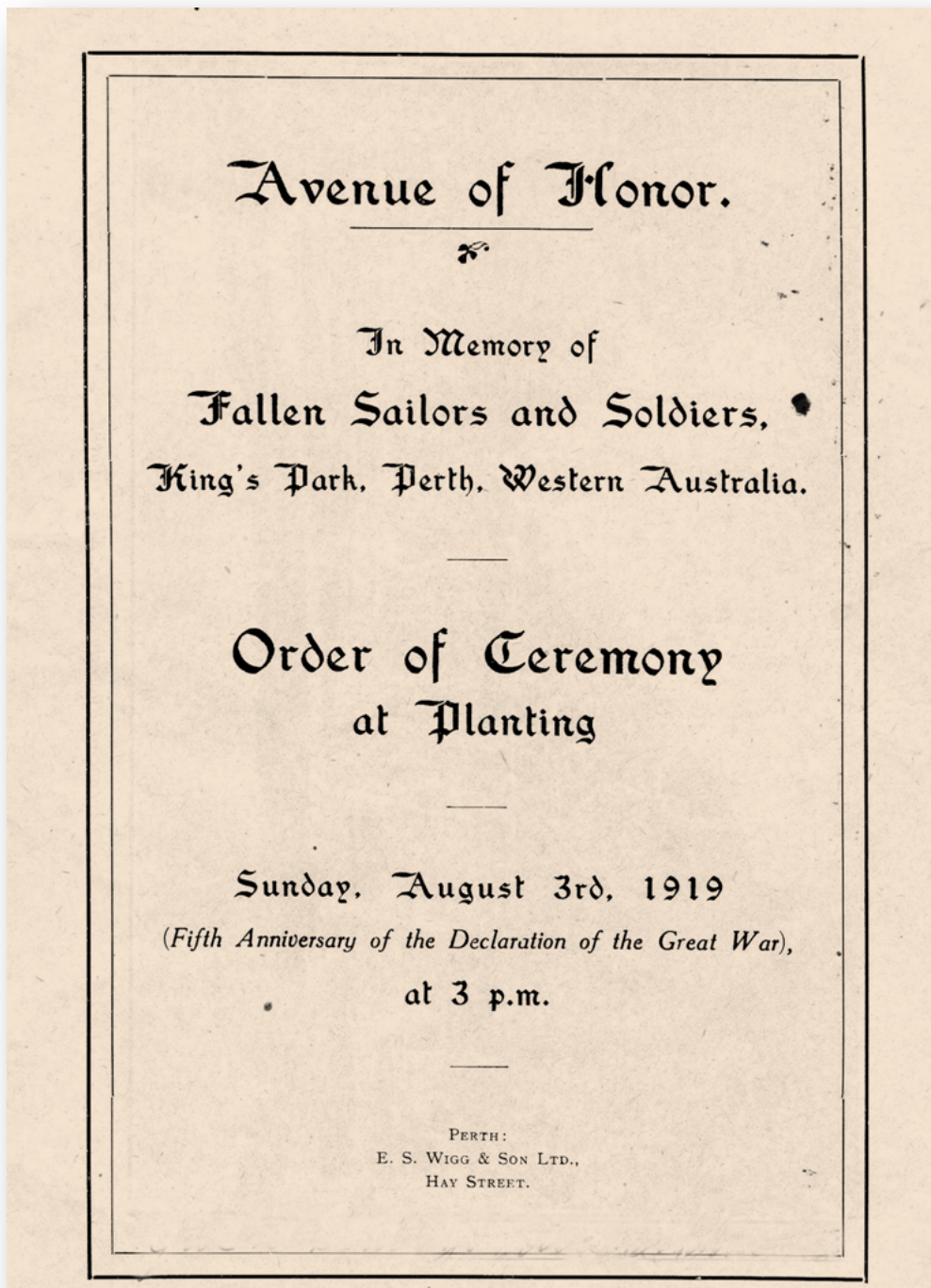
One publication is the *Pilbara Seed Atlas and Field Guide* that will include detailed photographic and descriptive plant and seed identification information for 103 species; guidelines for seed collection, cleaning and quality, and a synthesis of data and information regarding seed dormancy and germination including recommended seed pre-treatments. This publication will assist seed collectors, landcare providers, and environmental managers involved in land restoration in the Pilbara.

The second proposed publication is the *Banksia Woodland Manual* that will provide important information for restoring Banksia woodland, seed storage and germination, seed sowing techniques, topsoil management and soil reconstruction, plant production in the nursery, weed management and restoration completion criteria. This book will be of immense benefit in restoring degraded lands along the Swan Coastal Plain.

The implementation of the research programs for the Restoration Seedbank Initiative is a major focus of the BGPA's seed scientists for the coming year with continued research that will develop and adapt seed technologies such as seed priming, coating, and pelleting to our native species to enhance seedling establishment in restoration programs. Field-based research to ground-truth seed technologies under different environmental conditions will be a major focus of the coming year with the commissioning of a 1200m<sup>2</sup> irrigated rain-out shelter at the BHPBIO Mt Whaleback minesite in Newman.

With Curtin University, UWA and a number of industry partners, BGPA is establishing a five-year, Federally-funded Industrial Transformation Training Centre (ITTC). The ITTC will support four new post-doctoral research scientists and thirteen PhD scholars in the areas of threatened species conservation, restoration ecophysiology, conservation genetics, and seed science.

# Disclosures and Compliance



## The Opening of the First Honour Avenue

On 3 August 1919, the first avenue was opened by the Governor of Western Australia Sir William McCartney and President of the Kings Park Board Mr Arthur Lovekin.

There was a large crowd in attendance paying their respects to the men whose names were carved into the 404 plaques dedicated that day.

Reference: Avenues of Honour – The Remembrance Plaques of Kings Park by The Honour Avenues Group

Cover of the Order or Ceremony book, for the opening of the Honour Avenue. BGPA Archives



## Disclosures and Compliance

# Independent Audit Opinion



## Auditor General

### INDEPENDENT AUDITOR'S REPORT

To the Parliament of Western Australia

### BOTANIC GARDENS AND PARKS AUTHORITY

#### Report on the Financial Statements

I have audited the accounts and financial statements of the Botanic Gardens and Parks Authority.

The financial statements comprise the Statement of Financial Position as at 30 June 2015, the Statement of Comprehensive Income, Statement of Changes in Equity and Statement of Cash Flows for the year then ended, and Notes comprising a summary of significant accounting policies and other explanatory information.

#### *Board's Responsibility for the Financial Statements*

The Board is responsible for keeping proper accounts, and the preparation and fair presentation of the financial statements in accordance with Australian Accounting Standards and the Treasurer's Instructions, and for such internal control as the Board determines is necessary to enable the preparation of financial statements that are free from material misstatement, whether due to fraud or error.

#### *Auditor's Responsibility*

As required by the Auditor General Act 2006, my responsibility is to express an opinion on the financial statements based on my audit. The audit was conducted in accordance with Australian Auditing Standards. Those Standards require compliance with relevant ethical requirements relating to audit engagements and that the audit be planned and performed to obtain reasonable assurance about whether the financial statements are free from material misstatement.

An audit involves performing procedures to obtain audit evidence about the amounts and disclosures in the financial statements. The procedures selected depend on the auditor's judgement, including the assessment of the risks of material misstatement of the financial statements, whether due to fraud or error. In making those risk assessments, the auditor considers internal control relevant to the Authority's preparation and fair presentation of the financial statements in order to design audit procedures that are appropriate in the circumstances. An audit also includes evaluating the appropriateness of the accounting policies used and the reasonableness of accounting estimates made by the Board, as well as evaluating the overall presentation of the financial statements.

I believe that the audit evidence obtained is sufficient and appropriate to provide a basis for my audit opinion.

#### *Opinion*

In my opinion, the financial statements are based on proper accounts and present fairly, in all material respects, the financial position of the Botanic Gardens and Parks Authority at 30 June 2015 and its financial performance and cash flows for the year then ended. They are in accordance with Australian Accounting Standards and the Treasurer's Instructions.

# Disclosures and Compliance

## Independent Audit Opinion

### **Report on Controls**

I have audited the controls exercised by the Botanic Gardens and Parks Authority during the year ended 30 June 2015.

Controls exercised by the Botanic Gardens and Parks Authority are those policies and procedures established by the Board to ensure that the receipt, expenditure and investment of money, the acquisition and disposal of property, and the incurring of liabilities have been in accordance with legislative provisions.

#### *Board's Responsibility for Controls*

The Board is responsible for maintaining an adequate system of internal control to ensure that the receipt, expenditure and investment of money, the acquisition and disposal of public and other property, and the incurring of liabilities are in accordance with the Financial Management Act 2006 and the Treasurer's Instructions, and other relevant written law.

#### *Auditor's Responsibility*

As required by the Auditor General Act 2006, my responsibility is to express an opinion on the controls exercised by the Botanic Gardens and Parks Authority based on my audit conducted in accordance with Australian Auditing and Assurance Standards.

An audit involves performing procedures to obtain audit evidence about the adequacy of controls to ensure that the Authority complies with the legislative provisions. The procedures selected depend on the auditor's judgement and include an evaluation of the design and implementation of relevant controls.

I believe that the audit evidence obtained is sufficient and appropriate to provide a basis for my audit opinion.

### **Opinion**

In my opinion, the controls exercised by the Botanic Gardens and Parks Authority are sufficiently adequate to provide reasonable assurance that the receipt, expenditure and investment of money, the acquisition and disposal of property, and the incurring of liabilities have been in accordance with legislative provisions during the year ended 30 June 2015.

### **Report on the Key Performance Indicators**

I have audited the key performance indicators of the Botanic Gardens and Parks Authority for the year ended 30 June 2015.

The key performance indicators are the key effectiveness indicators and the key efficiency indicators that provide information on outcome achievement and service provision.

#### *Board's Responsibility for the Key Performance Indicators*

The Board is responsible for the preparation and fair presentation of the key performance indicators in accordance with the Financial Management Act 2006 and the Treasurer's Instructions and for such controls as the Board determines necessary to ensure that the key performance indicators fairly represent indicated performance.

#### *Auditor's Responsibility*

As required by the Auditor General Act 2006, my responsibility is to express an opinion on the key performance indicators based on my audit conducted in accordance with Australian Auditing and Assurance Standards.

## Disclosures and Compliance

### Independent Audit Opinion

An audit involves performing procedures to obtain audit evidence about the key performance indicators. The procedures selected depend on the auditor's judgement, including the assessment of the risks of material misstatement of the key performance indicators. In making these risk assessments the auditor considers internal control relevant to the Board's preparation and fair presentation of the key performance indicators in order to design audit procedures that are appropriate in the circumstances. An audit also includes evaluating the relevance and appropriateness of the key performance indicators for measuring the extent of outcome achievement and service provision.

I believe that the audit evidence obtained is sufficient and appropriate to provide a basis for my audit opinion.

#### **Opinion**

In my opinion, the key performance indicators of the Botanic Gardens and Parks Authority are relevant and appropriate to assist users to assess the Authority's performance and fairly represent indicated performance for the year ended 30 June 2015.

#### **Independence**

In conducting this audit, I have complied with the independence requirements of the Auditor General Act 2006 and Australian Auditing and Assurance Standards, and other relevant ethical requirements.

#### **Matters Relating to the Electronic Publication of the Audited Financial Statements and Key Performance Indicators**

This auditor's report relates to the financial statements and key performance indicators of the Botanic Gardens and Parks Authority for the year ended 30 June 2015 included on the Authority's website. The Authority's management is responsible for the integrity of the Authority's website. This audit does not provide assurance on the integrity of the Authority's website. The auditor's report refers only to the financial statements and key performance indicators described above. It does not provide an opinion on any other information which may have been hyperlinked to/from these financial statements or key performance indicators. If users of the financial statements and key performance indicators are concerned with the inherent risks arising from publication on a website, they are advised to refer to the hard copy of the audited financial statements and key performance indicators to confirm the information contained in this website version of the financial statements and key performance indicators.



DON CUNNINGHAME  
ASSISTANT AUDITOR GENERAL FINANCIAL AUDIT  
Delegate of the Auditor General for Western Australia  
Perth, Western Australia  
11 September 2015

## Disclosures and Compliance

# Financial Statements for the year ended 30 June 2015

## Certification of the Financial Statements

The accompanying financial statements of the Botanic Gardens and Parks Authority have been prepared in compliance with the provisions of the Financial Management Act 2006 from proper accounts and records to present fairly the financial transactions for the financial year ended 30 June 2015 and the financial position as at 30 June 2015.

At the date of signing we are not aware of any circumstances which would render the particulars included in the financial statements misleading or inaccurate.



Richard Simpson  
Chairman  
Botanic Gardens and Parks Authority  
Board of Management  
9 September 2015



Grant Robinson  
Deputy Chair  
Botanic Gardens and Parks Authority  
Board of Management  
9 September 2015



Ian Biddle  
Chief Financial Officer  
Botanic Gardens and Parks Authority  
9 September 2015



## Disclosures and Compliance

### Statement of Comprehensive Income for the year ended 30 June 2015

	Note	2015 \$	2014 \$
<b>COST OF SERVICES</b>			
<b>Expenses</b>			
Employee benefits expense	5	11,539,955	10,455,926
Supplies and services	6	5,704,798	6,708,319
Depreciation expense	7	1,608,695	1,650,082
Cost of Sales	10	1,392,615	1,332,707
Loss on disposal of non-current assets	14	57,493	-
Other expenses	8	3,024,349	3,357,648
<b>Total cost of services</b>		<b>23,327,905</b>	<b>23,504,682</b>
<b>Income</b>			
<i>Revenue</i>			
User charges and fees	9	1,960,633	1,840,626
Sales	10	2,567,174	2,393,746
Commonwealth grants and contributions	11	74,000	152,002
Interest revenue	12	214,013	300,087
Fee for service, subsidies and sponsorships	13	3,374,363	2,986,804
Other revenue	13	646,046	877,783
<b>Total Revenue</b>		<b>8,836,229</b>	<b>8,551,047</b>
<i>Gains</i>			
Gain on disposal of non-current assets	14	-	2,249
<b>Total Gains</b>		<b>-</b>	<b>2,249</b>
<b>Total income other than income from State Government</b>		<b>8,836,229</b>	<b>8,553,296</b>
<b>NET COST OF SERVICES</b>		<b>14,491,676</b>	<b>14,951,386</b>
<b>Income from State Government</b>	15		
Service appropriation		14,315,000	14,489,000
Services received free of charge		22,256	22,756
<b>Total income from State Government</b>		<b>14,337,256</b>	<b>14,511,756</b>
<b>SURPLUS/(DEFICIT) FOR THE PERIOD</b>		<b>(154,420)</b>	<b>(439,630)</b>
<b>OTHER COMPREHENSIVE INCOME</b>			
<b>Items not reclassified subsequently to profit or loss</b>			
Changes in asset revaluation surplus	28	904,736	361,368
<b>Total other comprehensive income</b>		<b>904,736</b>	<b>361,368</b>
<b>TOTAL COMPREHENSIVE INCOME FOR THE PERIOD</b>		<b>750,316</b>	<b>(78,262)</b>

See also note 39 'Schedule of Income and Expenses by Service'.

The Statement of Comprehensive Income should be read in conjunction with the accompanying notes.

## Disclosures and Compliance

### Statement of Financial Position as at 30 June 2015

	Note	2015 \$	2014 \$
<b>ASSETS</b>			
<b>Current Assets</b>			
Cash and cash equivalents	29	6,197,932	8,446,589
Restricted cash and cash equivalents	16,29	2,621,259	1,867,917
Inventories	17	613,803	662,451
Receivables and other assets	18	2,180,285	1,821,960
Amounts receivable for services	19	1,000,000	1,000,000
<b>Total Current Assets</b>		<b>12,613,279</b>	<b>13,798,917</b>
<b>Non-Current Assets</b>			
Amounts receivable for services	19	5,527,000	5,057,000
Property, plant and equipment	20	52,084,913	49,072,132
Infrastructure	23	819,875	843,300
<b>Total Non-Current Assets</b>		<b>58,431,788</b>	<b>54,972,432</b>
<b>TOTAL ASSETS</b>		<b>71,045,067</b>	<b>68,771,349</b>
<b>LIABILITIES</b>			
<b>Current Liabilities</b>			
Payables	25	1,124,864	910,844
Provisions	26	1,712,825	1,419,116
Other current liabilities	27	3,790,774	2,619,631
<b>Total Current Liabilities</b>		<b>6,628,463</b>	<b>4,949,591</b>
<b>Non-Current Liabilities</b>			
Provisions	26	494,265	649,736
<b>Total Non-Current Liabilities</b>		<b>494,265</b>	<b>649,736</b>
<b>TOTAL LIABILITIES</b>		<b>7,122,728</b>	<b>5,599,327</b>
<b>NET ASSETS</b>		<b>63,992,338</b>	<b>63,172,022</b>
<b>EQUITY</b>			
Contributed equity	28	30,365,000	30,365,000
Reserves		21,608,166	20,703,430
Accumulated surplus/(deficit)		11,949,172	12,103,592
<b>TOTAL EQUITY</b>		<b>63,992,338</b>	<b>63,172,022</b>

The Statement of Financial Position should be read in conjunction with the accompanying notes.

## Disclosures and Compliance

### Statement of Changes in Equity for the year ended 30 June 2015

	Note	Contributed equity \$	Reserves \$	Accumulated surplus/ (deficit) \$	Total equity \$
<b>Balance at 1 July 2013</b>	28	30,365,000	20,342,062	12,543,222	63,250,284
Changes in accounting policy or correction of prior period errors		-	-	-	-
<b>Restated balance at 1 July 2013</b>		30,365,000	20,342,062	12,543,222	63,250,284
Surplus/(deficit)		-	-	(439,630)	(439,630)
Other Comprehensive Income		-	361,368	-	361,368
Total comprehensive income for the period		-	361,368	(439,630)	(78,262)
Transactions with owners in their capacity as owners:					
Capital appropriations		-	-	-	-
Other contributions by owners		-	-	-	-
Distributions to owners		-	-	-	-
Total		-	-	-	-
<b>Balance at 30 June 2014</b>		<b>30,365,000</b>	<b>20,703,430</b>	<b>12,103,592</b>	<b>63,172,022</b>
<b>Balance at 1 July 2014</b>		30,365,000	20,703,430	12,103,592	63,172,022
Surplus/(Deficit)		-	-	(154,420)	(154,420)
Other Comprehensive Income		-	904,736	-	904,736
Total comprehensive income for the period		-	904,736	(154,420)	750,316
Transactions with owners in their capacity as owners:					
Capital appropriations		-	-	-	-
Other contributions by owners		-	-	-	-
Distributions to owners		-	-	-	-
Total		-	-	-	-
<b>Balance at 30 June 2015</b>		<b>30,365,000</b>	<b>21,608,166</b>	<b>11,949,172</b>	<b>63,922,338</b>

The Statement of Changes in Equity should be read in conjunction with the accompanying notes.

## Disclosures and Compliance

### Statement of Cash Flows

For the year ended 30 June 2015

Note	2015 \$	2014 \$
<b>CASH FLOWS FROM STATE GOVERNMENT</b>		
Service appropriation	12,601,000	12,782,000
Salaries and Allowances Act 1975	244,000	237,000
Capital appropriation	-	-
Holding account drawdowns	1,000,000	1,000,000
<b>Net cash provided by State Government</b>	<b>13,845,000</b>	<b>14,019,000</b>
Utilised as follows:		
<b>CASH FLOWS FROM OPERATING ACTIVITIES</b>		
<b>Payments</b>		
Employee benefits	(11,369,069)	(10,213,421)
Supplies and services	(4,782,073)	(7,306,138)
Cost of sales	(1,343,967)	(1,346,623)
GST payments on purchases	(1,328,299)	(1,236,428)
GST payments to taxation authority	(62,411)	(13,025)
Other payments	(2,494,023)	(3,572,975)
<b>Receipts</b>		
Sales of goods and services	1,885,637	1,930,544
User charges and fees	1,962,075	1,840,626
Commonwealth grants and contributions	74,000	152,002
Fee for service, subsidies and sponsorships	3,374,363	2,986,803
Interest received	214,013	300,087
GST receipts on sales	941,530	806,934
GST receipts from taxation authority	740,571	442,519
Other receipts	646,046	877,783
<b>Net cash provided by/(used in) operating activities</b>	<b>29 (11,541,607)</b>	<b>(14,351,312)</b>
<b>CASH FLOWS FROM INVESTING ACTIVITIES</b>		
<b>Payments</b>		
Purchase of non-current assets	(3,910,813)	(1,254,317)
<b>Receipts</b>		
Proceeds from sale of non-current assets	112,105	20,922
<b>Net cash provided by/(used in) investing activities</b>	<b>(3,798,708)</b>	<b>(1,233,395)</b>
Net increase/(decrease) in cash and cash equivalents	(1,495,315)	(1,565,707)
Cash and cash equivalents at the beginning of the period	10,314,506	11,880,213
<b>CASH AND CASH EQUIVALENTS AT THE END OF THE PERIOD</b>	<b>29 8,819,191</b>	<b>10,314,506</b>

The Statement of Cash Flows should be read in conjunction with the accompanying notes.

## Disclosures and Compliance

### Notes to the Financial Statements

For the year ended 30 June 2015

#### Note 1. Australian Accounting Standards

##### General

The Botanic Gardens and Parks Authority's (BGPA) financial statements for the year ended 30 June 2015 have been prepared in accordance with Australian Accounting Standards. The term 'Australian Accounting Standards' includes Standards and Interpretations issued by the Australian Accounting Standards Board (AASB).

The BGPA has adopted any applicable new and revised Australian Accounting Standards from their operative dates.

##### Early adoption of standards

The BGPA cannot early adopt an Australian Accounting Standard unless specifically permitted by TI 1101 Application of Australian Accounting Standards and Other Pronouncements. There has been no early adoption of Australian Accounting Standards that have been issued or amended (but are not operative) by the BGPA for the annual reporting period ended 30 June 2015.

#### Note 2. Summary of significant accounting policies

##### (a) General statement

The BGPA is a not-for-profit reporting entity that prepares general purpose financial statements in accordance with Australian Accounting Standards, the Framework, Statements of Accounting Concepts and other authoritative pronouncements of the AASB as applied by the Treasurer's Instructions. Several of these are modified by the Treasurer's Instructions to vary application, disclosure, format and wording.

The *Financial Management Act 2006* and the Treasurer's instructions impose legislative provisions that govern the preparation of financial statements and take precedence over Australian Accounting Standards, the Framework, Statements of Accounting Concepts and other authoritative pronouncements of the AASB.

Where modification is required and has had a material or significant financial effect upon the reported results, details of that modification and the resulting financial effect are disclosed in the notes to the financial statements.

##### (b) Basis of preparation

The financial statements have been prepared on the accrual basis of accounting using the historical cost convention, except for land, buildings and infrastructure which have been measured at fair value.

The accounting policies adopted in the preparation of the financial statements have been consistently applied throughout all periods presented unless otherwise stated.

The financial statements are presented in Australian dollars and all values are rounded to the nearest dollar.

Note 3 'Key sources of estimation uncertainty' discloses key assumptions made concerning the future, and other key sources of estimation uncertainty at the end of the reporting period, that have a significant risk of causing a material adjustment to the carrying amounts of assets and liabilities within the next financial year.

##### (c) Reporting entity

The reporting entity comprises the BGPA.

## Disclosures and Compliance

### (d) Contributed equity

AASB Interpretation 1038 Contributions by Owners Made to Wholly-Owned Public Sector Entities requires transfers in the nature of equity contributions, other than a result of a restructure of administrative arrangements, to be designated by the Government (the owner) as contributions by owners (at the time of, or prior to transfer) before such transfers can be recognised as equity contributions. Capital appropriations have been designated as contributions by owners by TI 955 Contributions by Owners made to Wholly Owned Public Sector Entities and have been credited directly to Contributed equity.

The transfer of net assets to/from other agencies, other than as a result of a restructure of administrative arrangements, are designated as contributions by owners where the transfers are non-discretionary and non-reciprocal. See also note 28 'Equity'.

### (e) Income

#### Revenue recognition

Revenue is recognised and measured at the fair value of consideration received or receivable.

Revenue is recognised for the major business activities as follows:

#### Sale of goods

Revenue is recognised from the sale of goods and disposal of other assets when the significant risks and rewards of ownership transfer to the purchaser and can be measured reliably.

#### Provision of services

Revenue is recognised by reference to the stage of completion of the transaction.

#### Interest

Revenue is recognised as the interest accrues.

#### Service appropriations

Service appropriations are recognised as revenues at fair value in the period in which the BGPA gains control of the appropriated funds. The BGPA gains control of appropriated funds at the time those funds are deposited to the bank account or credited to the 'Amounts receivable for services' (holding account) held at Treasury. See also note 15 'Income from State Government'.

#### Grants, donations, gifts and other non-reciprocal contributions

Revenue is recognised at fair value when the BGPA obtains control over the assets comprising the contributions, usually when cash is received.

Other non-reciprocal contributions that are not contributions by owners are recognised at their fair value. Contributions of services are only recognised when a fair value can be reliably determined and the services would be purchased if not donated.

#### Gains

Realised and unrealised gains are usually recognised on a net basis. These include gains arising on the disposal of non-current assets.

### (f) Property, plant and equipment and infrastructure

#### Capitalisation/expensing of assets

Items of property, plant and equipment and infrastructure costing \$5,000 or more are recognised as assets and the cost of utilising assets is expensed (depreciated) over their useful lives. Items of property, plant and equipment and infrastructure costing less than \$5,000 are immediately expensed direct to the Statement of Comprehensive Income (other than where they form part of a group of similar items which are significant in total).

## Disclosures and Compliance

### Initial recognition and measurement

Office equipment, computers and software are initially recognised at cost.

For items of plant and equipment acquired at no cost or for nominal cost, the cost is their fair value at the date of acquisition.

### Subsequent measurement

Subsequent to initial recognition as an asset, the revaluation model is used for the measurement of land, buildings and infrastructure and historical cost for all other property, plant and equipment. Land, buildings and infrastructure are carried at fair value less accumulated depreciation (buildings and infrastructure only) and accumulated impairment losses. All other items of property, plant and equipment are stated at historical cost less accumulated depreciation and accumulated impairment losses.

Where market-based evidence is available, the fair value of land and buildings is determined on the basis of current market buying values determined by reference to recent market transactions. When buildings are revalued by reference to recent market transactions, the accumulated depreciation is eliminated against the gross carrying amount of the asset and the net amount restated to the revalued amount.

In the absence of market-based evidence, fair value of land and buildings is determined on the basis of existing use. This normally applies where buildings are specialised or where land use is restricted. Fair value for existing use buildings is determined by reference to the cost of replacing the remaining future economic benefits embodied in the asset, i.e. the depreciated replacement cost. Where the fair value of buildings is determined on the depreciated replacement cost basis, the gross carrying amount and the accumulated depreciation are restated proportionately. Fair value for restricted use land is determined by comparison with market evidence for land with similar approximate utility (high restricted use land) or market value of comparable unrestricted land (low restricted use land).

Land and buildings are independently valued annually by the Western Australian Land Information Authority (Valuation Services) and recognised annually to ensure that the carrying amount does not differ materially from the asset's fair value at the end of the reporting period.

Fair value of monuments and specified items has been determined by reference to the depreciated replacement cost (existing use basis) as the assets are specialised and no market-based evidence of value is available. Independent valuations are obtained every 3 to 5 years.

Fair value of infrastructure has been determined by reference to the depreciated replacement cost (existing use basis) as the assets are specialised and no market-based evidence of value is available. Land under infrastructure is included in land reported under note 20 'Property, plant and equipment' at fair value. Independent valuations are obtained every 3 to 5 years for infrastructure.

When infrastructure is revalued, the accumulated depreciation is restated proportionately with the change in the gross carrying amount of the asset so that the carrying amount of the asset after revaluation equals its revalued amount.

The most significant assumptions and judgements in estimating fair value are made in assessing whether to apply the existing use basis to assets and in determining estimated economic life. Professional judgement by the valuer is required where the evidence does not provide a clear distinction between market type assets and existing use assets.

See also note 20 'Property, plant and equipment' and also note 23 'Infrastructure' for further information on revaluations.

### Derecognition

Upon disposal or derecognition of an item of property, plant and equipment and infrastructure, any revaluation surplus relating to that asset is retained in the asset revaluation surplus.

## Disclosures and Compliance

### Asset Revaluation Surplus

The asset revaluation surplus is used to record increments and decrements on the revaluation of non-current assets as described in note 20 'Property, plant and equipment'.

### Depreciation

All non-current assets having a limited useful life are systematically depreciated over their estimated useful lives in a manner which reflects the consumption of their future economic benefits.

Depreciation is calculated using the straight line method, using rates that are reviewed annually. Estimated useful lives for each class of depreciable asset are:

Buildings	67 years
Plant and equipment	5 to 10 years
Software <sup>(a)</sup>	5 years
Motor Vehicles	7 years
Special Items	40 years
Monuments and specified items	15 - 125 years
Infrastructure	40 years

(a) Software that is integral to the operation of related hardware.

Works of art controlled by the BGPA are classified as property, plant and equipment. These are anticipated to have indefinite useful lives. Their service potential has not, in any material sense, been consumed during the reporting period and consequently no depreciation has been recognised.

Land is not depreciated.

### (g) Intangible assets

#### Capitalisation/expensing of assets

Acquisitions of intangible assets costing \$5,000 or more and internally generated intangible assets costing \$50,000 or more are capitalised. The cost of utilising the assets is expensed (amortised) over their useful life. Costs incurred below these thresholds are immediately expensed directly to the Statement of Comprehensive Income.

Intangible assets are initially recognised at cost. For assets acquired at no cost or for nominal cost, the cost is their fair value at the date of acquisition.

The cost model is applied for subsequent measurement requiring the asset to be carried at cost less any accumulated amortisation and accumulated impairment losses.

Amortisation for intangible assets with finite useful lives is calculated for the period of the expected benefit (estimated useful life which is reviewed annually) on the straight line basis. All intangible assets controlled by the BGPA have a finite useful life and zero residual value.

#### Licences

Licences have a finite useful life and are carried at cost less accumulated amortisation and accumulated impairment losses.

#### Development costs

Research costs are expensed as incurred. Development costs incurred for an individual project are carried forward when the future economic benefits can reasonably be regarded as assured and the total project costs are likely to exceed \$50,000. Other development costs are expensed as incurred.



## Disclosures and Compliance

### Computer software

Software that is an integral part of the related hardware is recognised as property, plant and equipment. Software that is not an integral part of the related hardware is recognised as an intangible asset. Software costing less than \$5,000 is expensed in the year of acquisition.

### Website costs

Website costs are charged as expenses when they are incurred unless they relate to the acquisition or development of an asset when they may be capitalised and amortised. Generally, costs in relation to feasibility studies during the planning phase of a website, and ongoing costs of maintenance during the operating phase are expensed. Costs incurred in building or enhancing a website that can be reliably measured, are capitalised to the extent that they represent probable future economic benefits.

### (h) Impairment of assets

Property, plant and equipment, infrastructure and intangible assets are tested for any indication of impairment at the end of each reporting period. Where there is an indication of impairment, the recoverable amount is estimated. Where the recoverable amount is less than the carrying amount, the asset is considered impaired and is written down to the recoverable amount and an impairment loss is recognised. Where an asset measured at cost is written down to recoverable amount, an impairment loss is recognised in profit or loss. Where a previously revalued asset is written down to recoverable amount, the loss is recognised as a revaluation decrement in other comprehensive income. As the BGPA is a not-for-profit entity, unless a specialised asset has been identified as a surplus asset, the recoverable amount is the higher of an asset's fair value less costs to sell and depreciated replacement cost.

The risk of impairment is generally limited to circumstances where an asset's depreciation is materially understated, where the replacement cost is falling or where there is a significant change in useful life. Each relevant class of assets is reviewed annually to verify that the accumulated depreciation/amortisation reflects the level of consumption or expiration of the asset's future economic benefits and to evaluate any impairment risk from falling replacement costs.

Intangible assets with an indefinite useful life and intangible assets not yet available for use are tested for impairment at the end of each reporting period irrespective of whether there is any indication of impairment.

The recoverable amount of assets identified as surplus assets is the higher of fair value less costs to sell and the present value of future cash flows expected to be derived from the asset. Surplus assets carried at fair value have no risk of material impairment where fair value is determined by reference to market-based evidence. Where fair value is determined by reference to depreciated replacement cost, surplus assets are at risk of impairment and the recoverable amount is measured. Surplus assets at cost are tested for indications of impairment at the end of each reporting period. See also note 2(p) and note 18 'Receivables and other assets' for impairment of receivables.

### (i) Non-current assets (or disposal groups) classified as held for sale

Non-current assets (or disposal groups) held for sale are recognised at the lower of carrying amount and fair value less costs to sell, and are disclosed separately from other assets in the Statement of Financial Position. Assets classified as held for sale are not depreciated or amortised.

### (j) Leases

The BGPA enters into commercial operating leases for specified business premises located in Kings Park and Botanic Gardens and Bold Park. The BGPA acts as Lessor and revenue is recognised as income as per the terms and conditions of the lease agreement. See note 20 'Property, plant and equipment'.

## Disclosures and Compliance

The BGPA holds operating leases for motor vehicles. Lease payments are expensed on a straight line basis over the lease term as this represents the pattern of benefits derived from the leased motor vehicles. See also note 31 'Commitments'.

The BGPA does not hold any finance leases.

### **(k) Financial instruments**

In addition to cash, the BGPA has two categories of financial instrument:

- Loans Receivables; and
- Financial liabilities measured at amortised cost.

Financial instruments have been disaggregated into the following classes:

- Financial Assets
  - Cash and Cash equivalents
  - Restricted cash and cash equivalents
  - Receivables
  - Amounts receivable for services
- Financial Liabilities
  - Payables

Initial recognition and measurement of financial instruments is at fair value which normally equates to the transaction cost or the face value. Subsequent measurement is at amortised cost using the effective interest method.

The fair value of short-term receivables and payables is the transaction cost or the face value because there is no interest rate applicable and subsequent measurement is not required as the effect of discounting is not material.

### **(l) Cash and cash equivalents**

For the purpose of the Statement of Cash Flows, cash and cash equivalent (and restricted cash and cash equivalent) assets comprise cash on hand.

### **(m) Accrued salaries**

Accrued salaries (see note 25 'Payables') represent the amount due to staff but unpaid at the end of the financial year. Accrued salaries are settled within a fortnight of the financial year end. The BGPA considers the carrying amount of accrued salaries to be equivalent to its fair value.

### **(n) Amounts receivable for services (holding account)**

The BGPA receives income from the State Government partly in cash and partly as an asset (holding account receivable). The holding account receivable balance, resulting from service appropriation funding is accessible on the emergence of the cash funding requirement to cover leave entitlements and asset replacement. See also note 15 'Income from State Government' and note 19 'Amounts receivable for services' (holding account).

### **(o) Inventories**

Inventories are measured at the lower of cost and net realisable value. Costs are assigned by the method most appropriate to each particular class of inventory, with the majority being valued on a first in, first out basis.

Inventories not held for resale are valued at cost unless they are no longer required, in which case they are valued at net realisable value. See also note 17 'Inventories'.

## Disclosures and Compliance

### **(p) Receivables**

Receivables are recognised at original invoice amount less an allowance for any uncollectible amounts (i.e. impairment). The collectability of receivables is reviewed on an ongoing basis and any receivables identified as uncollectible are written off against the allowance account. The allowance for uncollectible amounts (doubtful debts) is raised when there is objective evidence that the BGPA will not be able to collect the debts. The carrying amount is equivalent to fair value as it is due for settlement within 30 days. See also note 2(k) 'Financial Instruments' and note 18 'Receivables and other assets'.

### **(q) Payables**

Payables are recognised at the amounts payable when the BGPA becomes obliged to make future payments as a result of a purchase of assets or services. The carrying amount is equivalent to fair value, as settlement is generally within 30 days. See also note 2(k) 'Financial instruments' and note 25 'Payables'.

### **(r) Provisions**

Provisions are liabilities of uncertain timing or amount and are recognised where there is a present legal or constructive obligation as a result of a past event and when the outflow of resources embodying economic benefits is probable and a reliable estimate can be made of the amount of the obligation. Provisions are reviewed at the end of each reporting period. See also note 26 'Provisions'.

#### **Provisions - employee benefits**

All annual leave and long service leave provisions are in respect of employees' services up to the end of the reporting period.

##### **Annual leave**

Annual leave is not expected to be settled wholly within 12 months after the end of the reporting period and is therefore considered to be 'other long term employee benefits'. The annual leave liability is recognised and measured at the present value of amounts expected to be paid when the liabilities are settled using the remuneration rate expected to apply at the time of settlement.

When assessing expected future payments consideration is given to expected future wage and salary levels including non salary components such as employer superannuation contributions, as well as the experience of employee departures and periods of service. The expected future payments are discounted using market yields at the end of the reporting period on national government bonds with terms to maturity that match, as closely as possible, the estimated future cash outflows.

The provision for annual leave is classified as a current liability as the BGPA does not have an unconditional right to the defer settlement of the liability for at least 12 months after the end of the reporting period.

##### **Long service leave**

Long service leave is not expected to be settled wholly within 12 months after the end of the reporting period and is therefore recognised and measured at the present value of amounts expected to be paid when the liabilities are settled using the remuneration rate expected to apply at the time of settlement.

When assessing expected future payments consideration is given to expected future wage and salary levels including non salary components such as employer superannuation contributions, as well as the experience of employee departures and periods of service. The expected future payments are discounted using market yields at the end of the reporting period on national government bonds with terms to maturity that match, as closely as possible, the estimated future cash outflows.

## Disclosures and Compliance

Unconditional long service leave provisions are classified as current liabilities as the BGPA does not have an unconditional right to defer settlement of the liability for at least 12 months after the end of the reporting period. Pre-conditional and conditional long service leave provisions are classified as non-current liabilities because the BGPA has an unconditional right to defer the settlement of the liability until the employee has completed the requisite years of service.

See also note 5 'Employee benefits expense and' note 26 'Provisions.'

### **Purchased leave**

The provision for purchased leave relates to Public Service employees who have entered into an agreement to self-fund up to an additional 10 weeks leave per calendar year. The provision recognises the value of salary set aside for employees and is measured at the nominal amounts expected to be paid when the liabilities are settled. This liability is measured on the same basis as annual leave. See also note 5 'Employee benefits expense' and note 26 'Provisions.'

### **Superannuation**

The Government Employees Superannuation Board (GESB) and other fund providers administer public sector superannuation arrangements in Western Australia in accordance with legislative requirements. Eligibility criteria for membership in particular schemes for public sector employees vary according to commencement and implementation dates.

Eligible employees contribute to the Pension Scheme, a defined benefit pension scheme closed to new members since 1987, or the Gold State Superannuation Scheme (GSS), a defined benefit lump sum scheme closed to new members since 1995.

Employees commencing employment prior to 16 April 2007 who were not members of either the Pension Scheme or the GSS became non contributory members of the West State Superannuation Scheme (WSS). Employees commencing employment on or after 16 April 2007 became members of the GESB Super Scheme (GESBS). From 30 March 2012, existing members of the WSS or GESBS and new employees became able to choose their preferred superannuation fund. The BGPA makes concurrent contributions to GESB or other funds on behalf of employees in compliance with the Commonwealth Government's Superannuation Guarantee (Administration) Act 1992. Contributions to these accumulation schemes extinguish the BGPA's liability for superannuation charges in respect of employees who are not members of the Pension Scheme or GSS.

The GSS is a defined benefit scheme for the purposes of employees and whole of government reporting. However, it is a defined contribution plan for the BGPA purposes because the concurrent contributions (defined contributions) made by the BGPA to GESB extinguishes the BGPA's obligations to the related superannuation liability.

The BGPA has no liabilities under the Pension Scheme or the GSS. The liabilities for the unfunded Pension Scheme and the unfunded GSS transfer benefits attributable to members who transferred from the Pension Scheme, are assumed by the Treasurer. All other GSS obligations are funded by concurrent contributions made by the BGPA to the GESB.

The GESB makes all benefit payments in respect of the Pension Scheme and GSS, and is recouped from the Treasurer for the employer's share. See also note 2(s) 'Superannuation expense'.

### **Provisions - other**

#### **Employment on-costs**

Employment on-costs, including workers' compensation insurance, are not employee benefits and are recognised separately as liabilities and expenses when the employment to which they relate has occurred. Employment on-costs are included as part of 'Other expenses' and are not included as part of the BGPA's 'Employee benefits expense'. The related liability is included in 'Employment on-costs provision'. See also note 8 'Other expenses' and note 26 'Provisions'.

## Disclosures and Compliance

### (s) Superannuation expense

Superannuation expense is recognised in the Statement of Comprehensive Income and comprises employer contributions paid to the GSS (concurrent contributions), WSS, the GESBS, and other superannuation funds.

### (t) Assets and services received free of charge or for nominal cost

Assets or services received free of charge or for nominal cost, that the BGPA would otherwise purchase if not donated, are recognised as income at the fair value of the assets or services where they can be reliably measured. A corresponding expense is recognised for services received. Receipts of assets are recognised in the Statement of Financial Position.

Services received from other State Government agencies are separately disclosed under Income from State Government in the Statement of Comprehensive Income.

### (u) Comparative figures

Comparative figures are, where appropriate, reclassified to be comparable with the figures presented in the current financial year.

## Note 3. Key Sources of Estimation uncertainty

Key estimates and assumptions concerning the future are based on historical experience and various other factors that have a significant risk of causing a material adjustment to the carrying amount of assets and liabilities within the next financial year.

### Long service leave

Several estimations and assumptions used in calculating the BGPA's long service leave provision include expected future salary rates, salary inflation, discount rates, employee retention rates and expected future payments. Changes in these estimations and assumptions may impact on the carrying amount of the long service leave provision.

PricewaterhouseCoopers was engaged by the BGPA to calculate the Leave Provisions based on a shorthand method applying the Department of Treasury issued discount rates and other factors as published in the Accounting Policy Guideline 3 dated 30 June 2014.

## Note 4. Disclosure of changes in accounting policy and estimates

### Initial application of an Australian Accounting Standard

The BGPA has applied the following Australian Accounting Standards effective for annual reporting periods beginning on or after 1 July 2014 that impacted the BGPA:

<b>Int 21</b>	<b>Levies</b>
	The interpretation clarifies the circumstances under which a liability to pay a government levy imposed should be recognised. There is no financial impact for the BGPA at reporting date.
<b>AASB10</b>	<b>Consolidated Financial Statements</b>
	This Standard, issued in August 2011, supersedes AASB 127 Consolidated and Separate Financial Statements and Int 112 Consolidation - Special Purpose Entities, introducing a number of changes to accounting treatments.
	The adoption of the new Standard has no financial impact for the BGPA as it does not impact accounting for related bodies and the BGPA has no interests in other entities.

## Disclosures and Compliance

<b>AASB 11</b>	<b>Joint Arrangements</b>
	<p>This Standard, issued in August 2011, supersedes AASB 131 Interests in Joint Ventures, introduces new principles for determining the type of joint arrangement that exists, which are more aligned to the actual rights and obligations of the parties to the arrangement.</p> <p>There is no financial impact for the BGPA as the new standard continues to require the recognition of the BGPA's share of assets and share of liabilities for the unincorporated joint operation.</p>
<b>AASB 12</b>	<b>Disclosure of Interests in Other Entities</b>
	There is no financial impact.
<b>AASB 127</b>	<b>Separate Financial Statements</b>
	<p>This Standard, issued in August 2011, supersedes AASB 127 Consolidated and Separate Financial Statements removing the consolidation requirements of the earlier standard whilst retaining accounting and disclosure requirements for the preparation of separate financial statements. There is no financial impact.</p>
<b>AASB 128</b>	<b>Investments in Associates and Joint Ventures</b>
	<p>This Standard supersedes AASB 128 Investments in Associates, introducing a number of clarifications for the accounting treatments of changed ownership interest.</p> <p>The adoption of the new Standard has no financial impact for the BGPA as it does not hold investments in associates and joint ventures.</p>
<b>AASB 1031</b>	<b>Materiality</b>
	<p>This Standard supersedes AASB 1031 (February 2010), removing Australian guidance on materiality not available in IFRSs and refers to guidance on materiality in other Australian pronouncements. There is no financial impact.</p>
<b>AASB 1055</b>	<b>Budgetary Reporting</b>
	<p>This Standard requires specific budgetary disclosures in the general purpose financial statements of not-for-profit entities within the General Government Sector. The Department will be required to disclose additional budgetary information and explanations of major variances between actual and budgeted amounts, though there is no financial impact.</p>
<b>AASB 2011-7</b>	<b>Amendments to Australian Accounting Standards arising from the Consolidation and Joint Arrangement Standards [AASB 1, 2, 3, 4, 5, 7, 101, 107, 112, 118, 121, 124, 132, 133, 136, 138, 139, 1023 &amp; 1038 and Int 5, 9, 16 &amp; 17]</b>
	<p>This Standard gives effect to consequential changes arising from the issuance of AASB 10, AASB 11, AASB 127 Separate Financial Statements and AASB 128 Investments in Associates and Joint Ventures. There is no financial impact for the BGPA.</p>
<b>AASB 2012-3</b>	<b>Amendments to Australian Accounting Standards - Offsetting Financial Assets and Financial Liabilities [AASB 132]</b>
	<p>This Standard adds application guidance to AASB 132 to address inconsistencies identified in applying some of the offsetting criteria, including clarifying the meaning of "currently has a legally enforceable right of set-off" and that some gross settlement systems may be considered equivalent to net settlement. There is no financial impact.</p>

## Disclosures and Compliance

<b>AASB 2013-3</b>	<b>Amendments to AASB 136 - Recoverable Amount Disclosures for Non-Financial Assets</b>
	This Standard introduces editorial and disclosure changes. There is no financial impact.
<b>AASB 2013-4</b>	<b>Amendments to Australian Accounting Standards - Novation of Derivatives and Continuation of Hedge Accounting [AASB 139]</b>
	This Standard permits the continuation of hedge accounting in circumstances where a derivative, which has been designated as a hedging instrument, is novated from one counterparty to a central counterparty as a consequence of laws or regulations. The BGPA does not routinely enter into derivative or hedges, therefore there is no financial impact.
<b>AASB 2013-8</b>	<b>Amendments to Australian Accounting Standards - Australian Implementation Guidance for Not-For-Profit Entities - Control and Structured Entities [AASB 10, 12 &amp; 1049]</b>
	The amendments, issued in October 2013, provide significant guidance in determining whether a not-for-profit entity controls another entity when financial returns are not a key attribute of the investor's relationship. The Standard has no financial impact in its own right, rather the impact results from the adoption of the amended AASB 10.
<b>AASB 2013-9</b>	<b>Amendments to Australian Accounting Standards - Conceptual Framework, Materiality and Financial Instruments.</b>
	Part B of this omnibus Standard makes amendments to other Standards arising from the deletion of references to AASB 1031 in other Standards for period beginning on or after 1 January 2014. It has no financial impact.
<b>AASB 2014-1</b>	<b>Amendments to Australian Accounting Standards</b>
	<p>Part A of this Standard consists primarily of clarifications to Accounting Standards and has no financial impact for the BGPA.</p> <p>Part B of this Standard has no financial impact as the BGPA contributes to schemes that are either defined contribution plans, or deemed to be defined contribution plans.</p> <p>Part C of this Standard has no financial impact as it removes references to AASB 1031 Materiality from a number of Accounting Standards.</p>

### **Voluntary changes in Accounting Policy**

There have been no voluntary changes in accounting policy.

## Disclosures and Compliance

### Future impact of Australian Accounting Standards not yet operative

The BGPA cannot early adopt an Australian Accounting Standard unless specifically permitted by TI 1101 Application of Australian Accounting Standards and Other Pronouncements. Consequently, the BGPA has not applied early any of the following Australian Accounting Standards that have been issued that may impact the BGPA. Where applicable, the BGPA plans to apply these Australian Accounting Standards from their application date.

		<b>Operative for reporting periods beginning on/after:</b>
<b>AASB 9</b>	<b>Financial Instruments</b>	<b>1 Jan 2018</b>
	<p>This Standard supersedes AASB 139 Financial Instruments: Recognition and Measurement, introducing a number of changes to accounting treatments.</p> <p>The mandatory application date of this Standard is currently 1 January 2018 after being amended by AASB 2012-6, AASB 2013-9, and, AASB 2014-1 Amendments to Australian Accounting Standards. The BGPA has not yet determined the application or the potential impact of the Standard.</p>	
<b>AASB 15</b>	<b>Revenue from Contracts with Customers</b>	<b>1 Jan 2017</b>
	<p>This Standard establishes the principles that the BGPA shall apply to report useful information to users of financial statements about the nature, amount, timing and uncertainty of revenue and cash flows arising from a contract with a customer. The BGPA has not yet determined the application or the potential impact of the Standard.</p>	
<b>AASB 2010-7</b>	<b>Amendments to Australian Accounting Standards arising from AASB 9 (December 2010) [AASB 1, 3, 4, 5, 7, 101, 102, 108, 112, 118, 120, 121, 127, 128, 131, 132, 136, 137, 139, 1023 and 1038 and Int 2, 5, 10, 12, 19, &amp; 127].</b>	<b>1 Jan 2018</b>
	<p>This Standard makes consequential amendments to other Australian Accounting Standards and Interpretations as a result of issuing AASB 9 in December 2010.</p> <p>The mandatory application date of this Standard has been amended by AASB 2012-6 and AASB 2014-1 to 1 January 2018. The BGPA has not yet determined the application or the potential impact of the Standard.</p>	
<b>AASB 2013-9</b>	<b>Amendments to Australian Accounting Standards Conceptual Framework, Materiality and Financial Instruments.</b>	<b>1 Jan 2017</b>
	<p>Part C of this omnibus Standard defers the application of AASB 9 to 1 January 2017 (Part C). The application date of AASB 9 was subsequently deferred to 1 January 2018 by AASB 2014-1. The BGPA has not yet determined the application or the potential impact of AASB 9.</p>	



## Disclosures and Compliance

**Operative for  
 reporting periods  
 beginning  
 on/after:**

<b>AASB 2014-1</b>	<b>Amendments to Australian Accounting Standards</b>	<b>1 Jan 2018</b>
	Part E of this Standard makes amendments to AASB 9 and consequential amendments to other Standards. It has not yet been assessed by the BGPA to determine the application of potential impact of the Standard.	
<b>AASB 2014-3</b>	<b>Amendments to Australian Accounting Standards - Accounting for Acquisitions of Interests in Joint Operations [AASB 1 &amp; 11]</b>	<b>1 Jan 2016</b>
	The BGPA establishes Joint Operations in pursuit of its objectives and does not routinely acquire interests in Joint Operations. Therefore, there is no financial impact on application of the Standard.	
<b>AASB 2014-4</b>	<b>Amendments to Australian Accounting Standards - Clarification of Acceptable Methods of Depreciation and Amortisation [AASB 116 &amp; 138]</b>	<b>1 Jan 2016</b>
	The adoption of the new Standard has no financial impact for the BGPA as depreciation and amortisation is not determined by reference to revenue generation, but by reference to consumption of future economic benefits.	
<b>AASB 2014-5</b>	<b>Amendments to Australian Accounting Standards arising from AASB 15.</b>	<b>1 Jan 2017</b>
	This Standard gives effect to the consequential amendments to Australian Accounting Standards (including interpretations) arising from the issuance of AASB 15. The BGPA has not yet determined the application or the potential impact of the Standard	
<b>AASB 2014-7</b>	<b>Amendments to Australian Accounting Standards arising from AASB 9 (December 2014)</b>	<b>1 Jan 2018</b>
	This Standard gives effect to the consequential amendments to Australian Accounting Standards (including Interpretations) arising from the issuance of AASB 9 (December 2014). The BGPA has not yet determined the application or the potential impact of the Standard.	
<b>AASB 2014-8</b>	<b>Amendments to Australian Accounting Standards arising from AASB 9 (December 2014) - Application of AASB 9 (December 2009) and AASB 9 (December 2010) [AASB 9 (2009 &amp; 2010)]</b>	<b>1 Jan 2015</b>
	This Standard makes amendments to AASB 9 Financial Instruments (December 2009) and AASB 9 Financial Instruments (December 2010), arising from the issuance of AASB 9 Financial Instruments in December 2014. The BGPA has not yet determined the application or the potential impact of the Standard.	

## Disclosures and Compliance

		<b>Operative for reporting periods beginning on/after:</b>
<b>AASB 2014-9</b>	<b>Amendments to Australian Accounting Standards - Equity Method in Separate Financial Statements [AASB 1, 127 &amp; 128]</b>	<b>1 Jan 2016</b>
	This Standard amends AASB 127, and consequentially amends AASB 1 and AASB 128, to allow entities to use the equity method of accounting for investments in subsidiaries, joint ventures and associates in their separate financial statements. The BGPA has not yet determined the application or the potential impact of the Standard.	
<b>AASB 2014-10</b>	<b>Amendments to Australian Accounting Standards - Sale or Contribution of Assets between an Investor and its Associate or Joint Venture [AASB 10 &amp; 128]</b>	<b>1 Jan 2016</b>
	This Standard amends AASB 10 and AASB 128 to address an inconsistency between the requirements in AASB 10 and those in AASB 128 (August 2011), in dealing with the sale or contribution of assets between an investor and its associate or joint venture. The BGPA has not yet determined the application or the potential impact of the Standard.	
<b>AASB 2015-1</b>	<b>Amendments to Australian Accounting Standards - Annual Improvements to Australian Accounting Standards 2012-2014 Cycle [AASB 1, 2, 3, 5, 7, 11, 110, 119, 121, 133, 134, 137, &amp; 140]</b>	<b>1 Jan 2016</b>
	These amendments arise from the issuance of International Financial Reporting Standard Annual Improvements to IFRSs 2012-2014 Cycle in September 2014, and editorial corrections. The BGPA has not yet determined the application or the potential impact of the Standard.	
<b>AASB 2015-2</b>	<b>Amendments to Australian Accounting Standards - Disclosure Initiative: Amendments to AASB 101 [AASB 7, 101, 134 &amp; 1049]</b>	<b>1 Jan 2016</b>
	This Standard amends AASB 101 to provide clarification regarding the disclosure requirements in AASB 101. Specifically, the Standard proposed narrow-focus amendments to address some of the concerns expressed about existing presentation and disclosure requirements and to ensure entities are able to use judgement when applying a Standard in determining what information to disclose in their financial statements. There is no financial impact.	
<b>AASB 2015-3</b>	<b>Amendments to Australian Accounting Standards arising from the Withdrawal of AASB 1031 Materiality</b>	<b>1 Jul 2015</b>
	This Standard completes the withdrawal of references to AASB 1031 in all Australian Accounting Standards and Interpretations, allowing that Standard to effectively be withdrawn. There is no financial impact.	

## Disclosures and Compliance

		<b>Operative for reporting periods beginning on/after:</b>
<b>AASB 2015-6</b>	<b>Amendments to Australian Accounting Standards - Extending Related Party Disclosures to Not-for-Profit Public Sector Entities [AASB 10, 124 &amp; 1049]</b>	<b>1 Jul 2016</b>
	The amendments extend the scope of AASB 124 to include application by not-for-profit public sector entities. Implementation guidance is included to assist application of the Standard by not-for-profit public sector entities. The BGPA has not yet determined the application of the Standard, though there is no financial impact.	

## Disclosures and Compliance

### Note 5. Employee benefits expense

	2015 \$	2014 \$
Wages and salaries <sup>(a)</sup>	10,549,651	9,517,196
Superannuation - defined contribution plans <sup>(b)</sup>	782,052	725,494
Superannuation - defined benefit plans <sup>(c)</sup>	208,252	213,236
	<b>11,539,955</b>	<b>10,455,926</b>

(a) Includes the value of the fringe benefit to the employee plus the fringe benefits tax component, leave entitlements including superannuation contribution component.

(b) Defined contribution plans include West State, GESBS and Gold State and other eligible funds.

(c) Includes a superannuation contribution component (note 26 'Provisions').

Employment on-costs such as workers' compensation insurance are included at note 8 'Other Expenses'.

Employment on-costs liability is included at note 26 'Provisions'.

### Note 6 Supplies and services

	2015 \$	2014 \$
Communications	139,476	139,000
Consultants and contractors	3,190,936	4,274,530
Consumables	1,275,531	1,368,112
Travel	138,857	113,838
Other	959,998	812,839
	<b>5,704,798</b>	<b>6,708,319</b>

### Note 7. Depreciation expense

	2015 \$	2014 \$
Plant, equipment and vehicles (includes monuments)	1,192,331	1,244,105
Buildings	392,939	382,552
Infrastructure	23,425	23,425
<b>Total depreciation</b>	<b>1,608,695</b>	<b>1,650,082</b>

## Disclosures and Compliance

### Note 8. Other expenses

	2015 \$	2014 \$
Purchase of property, plant and equipment	176,315	253,348
Building and infrastructure maintenance	1,426,621	1,394,510
Equipment repairs and maintenance	478,105	844,807
Write-offs and inventory adjustments <sup>(c)</sup>	13,345	189,687
Employment on-costs <sup>(a)</sup>	506,315	545,933
Fee for service <sup>(b)</sup>	312,302	13,377
Other <sup>(d)</sup>	111,346	115,986
	<b>3,024,349</b>	<b>3,357,648</b>

- (a) Includes workers' compensation insurance and other employment on-costs. The on-costs liability associated with the recognition of annual and long service leave liability is included at note 26 'Provisions'. Superannuation contributions accrued as part of the provision for leave are employee benefits and are not included in employment on-costs, See note 5 'Employee benefits expense'.
- (b) Fee for service recognised as a liability, See also note 27 'Other liabilities'.
- (c) Write-offs and inventory adjustments for damaged stock. See also note 38 'Supplementary financial information'.
- (d) Included in other expenses above are audit fees. Refer to note 37 'Remuneration of auditor' for details on the remuneration of the auditor.

### Note 9. User charges and fees

	2015 \$	2014 \$
Rent and licence fees	920,898	862,311
Functions and events	968,580	894,631
Fines and infringements	71,155	83,684
	<b>1,960,633</b>	<b>1,840,626</b>

### Note 10. Trading profit

	2015 \$	2014 \$
Sales	2,567,174	2,393,746
Cost of Sales:		
Opening inventory	(662,451)	(648,535)
Purchases	(1,343,967)	(1,346,623)
	(2,006,418)	(1,995,158)
Closing inventory	613,803	662,451
Cost of Goods Sold	(1,392,615)	(1,332,707)
<b>Trading Profit</b>	<b>1,174,559</b>	<b>1,061,039</b>

See also note 2(o) 'Inventories' and note 17 'Inventories'.

## Disclosures and Compliance

### Note 11. Commonwealth grants and contributions

	2015 \$	2014 \$
Recurrent	74,000	152,002
	<b>74,000</b>	<b>152,002</b>

### Note 12. Interest revenue

	2015 \$	2014 \$
Interest revenue <sup>(a)</sup>	214,013	300,087
	<b>214,013</b>	<b>300,087</b>

(a) Commonwealth Bank of Australia

### Note 13. Fee for service, subsidies, sponsorships and other revenue

	2015 \$	2014 \$
<b>Fee for service, subsidies and sponsorships</b>		
Fee for service and subsidies	2,404,125	2,029,860
Sponsorships	970,238	956,943
	<b>3,374,363</b>	<b>2,986,803</b>
<b>Other Revenue</b>		
Recoups	592,779	845,350
Other	53,267	32,433
	<b>646,046</b>	<b>877,783</b>

### Note 14. Net gain/(loss) on disposal of non current assets

	2015 \$	2014 \$
<b>Gain on disposal of non-current assets</b>		
Plant, equipment and vehicles	35,770	20,922
<b>Carrying amount of non-current assets disposed</b>		
Land	-	-
Buildings	(93,263)	-
Plant, equipment and vehicles	-	(18,673)
<b>Net gain/(loss)</b>	<b>(57,493)</b>	<b>2,249</b>

See also note 2(i) 'Non-current assets (or disposal groups) classified as held for sale' and note 20 'Property, plant and equipment'.

## Disclosures and Compliance

### Note 15. Income from State Government

	2015 \$	2014 \$
Appropriation received during the year:		
Service appropriations <sup>(a)</sup>	14,315,000	14,489,000
	14,315,000	14,489,000
Services received free of charge from other State government agencies during the financial period: <sup>(b)</sup>		
Department of Health	15,000	15,000
State Solicitor's Office	7,256	7,756
	22,256	22,756
	<b>14,337,256</b>	<b>14,511,756</b>

- (a) Service appropriations fund the net cost of services delivered. Appropriation revenue comprises a cash component and a receivable (asset). The receivable (holding account) comprises the budgeted depreciation expense for the year and any agreed increase in leave liability during the year.
- (b) Assets or services received free of charge or for nominal cost are recognised as revenue (and assets or expenses) equivalent to the fair value of the assets and/or the fair value of those services that can be reliably determined and which would have been purchased if not donated.

### Note 16. Restricted cash and cash equivalents

	2015 \$	2014 \$
<u>Current</u>		
Fee for service <sup>(a)</sup>	2,196,689	1,442,158
Sponsorship	23,640	61,638
Paid Parental	-	3,284
27 <sup>th</sup> Pay	400,930	360,837
	<b>2,621,259</b>	<b>1,867,917</b>

- (a) Unspent funds are committed to scientific research projects.

### Note 17. Inventories

	2015 \$	2014 \$
<u>Current</u>		
Inventories held for resale	613,803	662,451
	<b>613,803</b>	<b>662,451</b>

See also note 2(o) 'Inventories' and note 10 'Trading profit'.

## Disclosures and Compliance

### Note 18. Receivables and other assets

	2015 \$	2014 \$
<u>Current</u>		
Receivables	1,774,982	1,348,023
Infringements	38,675	40,117
Allowance for impairment of receivables	(200)	(180,310)
Accrued revenue	383,620	297,902
Prepayments	11,878	53,507
GST receivable	(28,670)	262,721
	<b>2,180,285</b>	<b>1,821,960</b>
<b>Reconciliation of changes in the allowance for impairment of receivables:</b>		
Balance at start of period	180,310	-
Doubtful debts expense	(180,110)	180,310
Amounts written off during the period	-	-
<b>Balance at end of period</b>	<b>200</b>	<b>180,310</b>

The BGPA does not hold any collateral or other credit enhancements as security for receivables. See also note 2(p) 'Receivables', note 35 'Financial instruments'.

### Note 19. Amounts receivable for services (Holding Account)

	2015 \$	2014 \$
Current	1,000,000	1,000,000
Non-current	5,527,000	5,057,000
	<b>6,527,000</b>	<b>6,057,000</b>

Represents the non-cash component of service appropriations. It is restricted in that it can only be used for asset replacement or payment of leave liabilities

See also note 2(n) 'Amounts receivable for services (holding account)'.



## Disclosures and Compliance

### Note 20. Property, plant and equipment

	2015 \$	2014 \$
<u>Land</u>		
At fair value <sup>(a)</sup>	15,400,000	15,571,000
Accumulated impairment losses	-	-
	15,400,000	15,571,000
<u>Buildings and residences</u>		
At fair value <sup>(a)</sup>	20,374,268	19,100,902
Accumulated depreciation	(3,113,918)	(2,432,202)
Accumulated impairment losses	-	-
	17,260,350	16,668,700
<u>Assets under construction</u>		
Construction costs	3,958,993	477,182
	3,958,993	477,182
<u>Plant, equipment and vehicles</u>		
At cost	10,025,247	9,907,211
Accumulated depreciation	(7,318,674)	(6,789,939)
Accumulated impairment losses	-	-
	2,706,573	3,117,272
<u>Special items</u>		
At cost	3,945,698	3,945,698
Accumulated depreciation	(1,131,662)	(1,031,996)
Accumulated impairment losses	-	-
	2,814,036	2,913,702
<u>Monuments and specified items</u>		
At fair value	17,938,060	17,938,060
Accumulated depreciation	(7,993,099)	(7,613,784)
Accumulated impairment losses	-	-
	9,944,961	10,324,276
	<b>52,084,913</b>	<b>49,072,132</b>

- (a) Land and buildings were revalued as at 1 July 2014 by the Western Australian Land Information Authority (Valuation Services). The valuations were performed during the year ended 30 June 2015 and recognised at 30 June 2015. In undertaking the revaluation, fair value was determined on the basis of existing use. Please refer note 2(f) 'Property, plant and equipment and infrastructure' for basis of valuation.

## Disclosures and Compliance

### Note 20. Property, plant and equipment (continued)

Reconciliations of the carrying amounts of property, plant, equipment at the beginning and end of the reporting period are set out in the table below:

	Land	Buildings and residences	Assets under construction	Plant, equipment and vehicles	Special items	Monuments and specified items	Total
	\$	\$	\$	\$	\$	\$	\$
<b>2015</b>							
Carrying amount at start of year	15,571,000	16,668,700	477,182	3,117,272	2,913,702	10,324,276	49,072,132
Additions	-	2,115	3,481,812	378,986	-	-	3,862,913
Transfers	-	-	-	-	-	-	-
Other disposals	-	(123,874)	-	(260,949)	-	-	(384,823)
Revaluation Increments/(decrements)	(171,000)	1,075,736	-	-	-	-	904,736
Deposits on assets	-	-	-	-	-	-	-
Depreciation expense	-	(392,939)	-	(713,350)	(99,666)	(379,315)	(1,585,270)
Depreciation written back on disposal	-	30,611	-	184,615	-	-	215,226
<b>Carrying amount at end of period</b>	<b>15,400,000</b>	<b>17,260,350</b>	<b>3,958,993</b>	<b>2,706,573</b>	<b>2,814,036</b>	<b>9,944,961</b>	<b>52,084,913</b>
<b>2014</b>							
Carrying amount at start of year	15,351,000	16,869,322	143,369	2,930,824	3,013,368	10,793,894	49,101,777
Additions	-	25,526	348,849	970,853	-	-	1,345,228
Transfers	-	15,036	(15,036)	-	-	-	-
Other disposals	-	-	-	(379,660)	-	-	(379,660)
Revaluation Increments/ (decrements)	220,000	141,368	-	-	-	-	361,368
Deposits on assets	-	-	-	14,975	-	-	14,975
Depreciation expense	-	(382,552)	-	(674,821)	(99,666)	(469,618)	(1,626,657)
Depreciation written back on disposal	-	-	-	255,101	-	-	255,101
<b>Carrying amount at end of period</b>	<b>15,571,000</b>	<b>16,668,700</b>	<b>477,182</b>	<b>3,117,272</b>	<b>2,913,702</b>	<b>10,324,276</b>	<b>49,072,132</b>

## Disclosures and Compliance

### Note 21. Fair value measurements

Assets measured at fair value:

	Level 1	Level 2	Level 3	Fair Value At end of period
2015	\$	\$	\$	\$
Land (note 20)	-	-	15,400,000	15,400,000
Buildings and residences (note 20)	-	-	17,260,350	17,260,350
Monuments and specified items (note 20)	-	-	12,758,996	12,758,996
Infrastructure (note 23)	-	-	819,875	819,875
	-	-	<b>46,239,221</b>	<b>46,239,221</b>

There were no transfers between Levels 1, 2 or 3 during the period.

#### Valuation techniques to derive Level 2 fair values

Level 3 fair values of Non-current assets held for sale, Land and Buildings (Office Accommodation) are derived using the market approach. Market evidence of sales prices of comparable land and buildings (office accommodation) in close proximity is used to determine price per square metre.

Non-current assets held for sale have been written down to fair value less costs to sell. Fair value has been determined by reference to market evidence of sales prices of comparable assets.

## Disclosures and Compliance

Fair value measurements using significant unobservable inputs (Level 3)

	Land	Buildings and residences	Monuments and specified items	Infrastructure
	\$	\$	\$	\$
<b>2015</b>				
Fair Value at start of period	15,571,000	16,668,700	13,237,978	843,300
Additions	-	2,115	-	-
Revaluation increments/(decrements) recognised in Profit or Loss	-	-	-	-
Revaluation increments/(decrements) recognised in Other Comprehensive Income	(171,000)	1,075,736	-	-
Transfers (from/(to) Level 2)	-	-	-	-
Disposals	-	(93,263)	-	-
Depreciation Expense	-	(392,939)	(478,981)	(23,425)
<b>Fair Value at end of period</b>	<b>15,400,000</b>	<b>17,260,350</b>	<b>12,758,996</b>	<b>819,875</b>
Total gains or losses for the period included in profit or loss, under 'Other Gains'.	-	-	-	-
Change in unrealised gains or losses for the period included in profit or loss for assets held at the end of the reporting period.	-	-	-	-

## Disclosures and Compliance

### Valuation processes

There were no changes in valuation techniques during the period.

Transfers in and out of a fair value level are recognised on the date of the event or change in circumstances that caused the transfer. Transfers are generally limited to assets newly classified as non-current assets held for sale as Treasurer's instructions require valuations of land, buildings and infrastructure to be categorised within Level 3 where the valuations will utilise significant Level 3 inputs on a recurring basis.

Fair value for existing use specialised buildings and infrastructure assets is determined by reference to the cost of replacing the remaining future economic benefits embodied in the asset, i.e. the depreciated replacement cost. Depreciated replacement cost is the current replacement cost of an asset less accumulated depreciation calculated on the basis of such cost to reflect the already consumed or expired economic benefit, or obsolescence, and optimisation (where applicable) of the asset. Current replacement cost is generally determined by reference to the market observable replacement cost of a substitute asset of comparable utility and the gross project size specifications.

Fair value for restricted use land is based on market value, by either using market evidence of sales of comparable land that is unrestricted less restoration costs to return the site to a vacant and marketable condition (low restricted use land), or, comparison with market evidence for land with low level utility (high restricted use land).

Significant Level 3 inputs used by the BGPA are derived and evaluated as follows:

#### **Historical cost per square metre floor area** <sup>(m<sup>2</sup>)</sup>

The costs of constructing specialised buildings with similar utility are extracted from financial records of the BGPA, then indexed by movements in CPI.

#### **Consumed economic benefit/obsolescence of asset**

There are estimated by the Western Australian Land Information Authority (Valuation Services).

#### **Selection of land with restricted utility**

Fair value for restricted use land is determined by comparison with market evidence for land with low level utility. Relevant comparators of land with low level utility are selected by the Western Australian Land Information Authority (Valuation Services).

#### **Historical cost per cubic metre** <sup>(m<sup>3</sup>)</sup>

The costs of construction of infrastructure are extracted from financial records of the BGPA and indexed by movements in construction costs by quantity surveyors.

## Disclosures and Compliance

### Information about significant unobservable inputs (Level 3) in fair value measurements

Description	Fair value as at 30 June 2015 \$	Valuation technique(s)	Unobservable inputs	Range of unobservable inputs (weighted average)	Relationship of unobservable inputs to fair value
Land	15,400,000	Current Use	Restricted use of land	\$0.39 - \$3.42 per m <sup>2</sup> (\$1.84 per m <sup>2</sup> )	Higher level of restriction lowers fair value
Buildings and residences	17,260,350	Depreciated Replacement Cost	Consumed economic benefit/obsolescence of asset	1.67% - 7.35% (2.56% per year)	Greater consumption of economic benefit or increased obsolescence lowers fair value
			Historical cost per square metre floor area (m <sup>2</sup> )	\$0.88 - \$440.64 per m <sup>2</sup> (\$5.22 per m <sup>2</sup> )	Higher historical cost per square metre (m <sup>2</sup> ) increases fair value
Monuments and specified items	12,758,996	Depreciated Replacement Cost	Consumed economic benefit/obsolescence of asset	1.09% - 10% (2.11% per year)	Greater consumption of economic benefit or increased obsolescence lowers fair value
			Historical cost per item	\$4,265 - \$2,954,074 per item (\$226,022 per item)	Higher historical cost per item increases fair value
Infrastructure	819,875	Depreciated Replacement Cost	Consumed economic benefit/obsolescence of asset	2.78% (2.78% per year)	Greater consumption of economic benefit or increased obsolescence lowers fair value
			Historical cost per item	\$220,500 - \$599,375 per item (\$409,937 per item)	Higher historical cost item increases fair value

Reconciliations of the opening and closing balances are provided in notes 20 and 23.

### Basis of Valuation

In the absence of market-based evidence, due to the specialised nature of some non financial assets, these assets are valued at Level 3 of the fair value hierarchy on an existing use basis. The existing use basis recognises that restrictions or limitations have been based on their use and disposal when they are not determined to be surplus to requirements. These restrictions are imposed by virtue of the assets being held to deliver a specific community service and the BGPA's enabling legislation.

## Disclosures and Compliance

### Note 22. Operating lease receivable

The BGPA leases buildings to commercial tenants for retail purposes under operating leases of varying terms and duration. Details of the minimum lease payments receivable are detailed below.

Future minimum lease payments under non-cancellable operating leases in the aggregate:

	2015 \$	2014 \$
Within 1 year	1,027,155	966,386
Later than 1 year and not later than 5 years	4,032,746	3,970,690
Later than 5 years	12,159,265	13,230,292
	<b>17,219,166</b>	<b>18,167,368</b>

Operating leases fall into two categories; those based on a percentage of gross turnover and fixed leases with either scheduled increases or decreases based on annual CPI increases. There is one significant operating lease which expires in 2036.

These commitments are all exclusive of GST.

### Note 23. Infrastructure

	2015 \$	2014 \$
At cost (initial)	937,000	937,000
Accumulated depreciation	(117,125)	(93,700)
	<b>819,875</b>	<b>843,300</b>
<b>Reconciliation:</b>		
Carrying amount at start of period	843,300	866,725
Additions	-	-
Impairment losses	-	-
Depreciation expense	(23,425)	(23,425)
<b>Carrying amount at end of period</b>	<b>819,875</b>	<b>843,300</b>

See also note 2(f) 'Property, plant and equipment and infrastructure'.

### Note 24. Impairment of assets

There were no indications of impairment to property and plant and equipment, or infrastructure at 30 June 2015.

The BGPA held no goodwill or intangible assets with an indefinite useful life during the reporting period. At the end of the reporting period there were no intangible assets not yet available for use. All surplus assets at 30 June 2015 have either been classified as assets held for sale or written-off.

### Note 25. Payables

	2015 \$	2014 \$
<b>Current</b>		
Accounts payable	202,314	297,388
Accrued expenses	600,633	324,186
Accrued salaries	321,917	289,270
GST payable	-	-
<b>Total current</b>	<b>1,124,864</b>	<b>910,844</b>

See also note 2(q) 'Payables' and note 35 'Financial instruments'

## Disclosures and Compliance

### Note 26. Provisions

	2015 \$	2014 \$
<b>Current</b>		
Employee benefits provision		
Annual leave <sup>(a)</sup>	694,065	670,335
Long service leave <sup>(b)</sup>	933,896	683,723
Purchased leave <sup>(a)(b)</sup>	55,770	40,637
	<b>1,683,731</b>	<b>1,394,695</b>
Other provisions		
Employment on-costs <sup>(c)</sup>	29,094	24,421
	<b>29,094</b>	<b>24,421</b>
	<b>1,712,825</b>	<b>1,419,116</b>
<b>Non-current</b>		
Employee benefits provision		
Long service leave <sup>(b)</sup>	472,241	603,645
Purchased leave <sup>(b)</sup>	13,644	35,007
	<b>485,885</b>	<b>638,652</b>
Other provisions		
Employment on-costs <sup>(c)</sup>	8,380	11,084
	<b>8,380</b>	<b>11,084</b>
	<b>494,265</b>	<b>649,736</b>

(a) Annual leave liabilities have been classified as current as there is no unconditional right to defer settlement for at least 12 months after the reporting period. Assessments indicate that actual settlement of the liabilities will occur as follows:

	2015 \$	2014 \$
Within 12 months of the end of the reporting period	496,043	480,441
More than 12 months after the reporting period	215,586	197,098
	<b>711,629</b>	<b>677,539</b>

(b) Long service leave liabilities have been classified as current where there is no unconditional right to defer settlement for at least 12 months after the reporting period. Assessments indicate that actual settlement of the liabilities will occur as follows:

	2015 \$	2014 \$
Within 12 months of the end of the reporting period	415,140	352,267
More than 12 months after the reporting period	1,042,847	1,003,541
	<b>1,457,987</b>	<b>1,355,808</b>

(c) The settlement of annual and long service leave liabilities gives rise to the payment of employment on-costs including workers' compensation insurance. The provision is the present value of expected future payments.

The associated expense, apart from the unwinding of the discount (finance cost), is disclosed in note 8 'Other expenses'.



## Disclosures and Compliance

### Movements in other provisions

Movements in each class of provisions during the financial year, other than employee benefits, are set out below:

	2015 \$	2014 \$
<b>Employment on-cost provision</b>		
Carrying amount at start of year	35,505	71,983
Additional provisions recognised	-	-
Reduction in provision	1,969	(36,478)
Carrying amount at end of year	<b>37,474</b>	<b>35,505</b>

### Note 27. Other liabilities

	2015 \$	2014 \$
<b>Current</b>		
Unearned revenue	915,966	377,664
Fee for service	2,433,809	2,121,507
Other (bonds/retentions/suspense)	440,999	120,460
<b>Total current</b>	<b>3,790,774</b>	<b>2,619,631</b>

See also note 2(q) 'Payables' and note 35 'Financial instruments'.

## Disclosures and Compliance

### Note 28. Equity

The Western Australian Government holds the equity interest in the BGPA on behalf of the community. Equity represents the residual interest in the net assets of the BGPA. The asset revaluation surplus represents that portion of equity resulting from the revaluation of non-current assets.

#### Contributed equity

	2015 \$	2014 \$
Balance at start of period	30,365,000	30,365,000
<b>Contributions by owners</b> <sup>(a)</sup>		
Capital appropriation	-	-
<b>Total contributions by owners</b>	-	-
<b>Balance at end of period</b>	<b>30,365,000</b>	<b>30,365,000</b>

(a) TI 955 Contributions by Owners Made to Wholly Owned Public Sector Entities designates capital appropriations as contributions by owners in accordance with AASB Interpretation 1038 Contributions by Owners Made to Wholly-Owned Public Sector Entities.

#### Reserves

	2015 \$	2014 \$
<b>Asset revaluation surplus</b>		
Balance at start of period	20,703,430	20,342,062
Net revaluation increments/(decrements):		
Land	(171,000)	220,000
Buildings & Residences	1,075,736	141,368
Infrastructure	-	-
Monuments and specified items	-	-
<b>Balance at end of period</b>	<b>21,608,166</b>	<b>20,703,430</b>
<b>Accumulated surplus/(deficit)</b>		
	<b>2015</b>	<b>2014</b>
	<b>\$</b>	<b>\$</b>
Balance at start of period	12,103,592	12,543,222
Result for the period	(154,420)	(439,630)
Income and expense recognised directly in equity	-	-
<b>Balance at end of the year</b>	<b>11,949,172</b>	<b>12,103,592</b>
<b>Total Equity at end of period</b>	<b>63,922,338</b>	<b>63,172,022</b>

## Disclosures and Compliance

### Note 29. Notes to the Statement of Cash Flows

#### Reconciliation of cash

Cash at the end of the financial year as shown in the Statement of Cash Flows is reconciled to the related items in the Statement of Financial Position as follows:

	2015 \$	2014 \$
Cash and cash equivalents	6,197,932	8,446,589
Restricted cash and cash equivalents (note 16 'Restricted cash and cash equivalents')	2,621,259	1,867,917
	<b>8,819,191</b>	<b>10,314,506</b>

#### Reconciliation of net cost of services to net cash flows provided by/(used in) operating activities

	2015 \$	2014 \$
Net cost of services	(14,491,676)	(14,951,386)
<b>Non-cash items:</b>		
Depreciation expense (note 7 'Depreciation and expense')	1,608,695	1,650,082
Services received free of charge (note 15 'Income from State Government')	22,256	22,756
Net (gain)/loss on sale of property plant and equipment (note 14 'Net gain/(loss) on disposal of non-current assets')	57,493	(2,249)
Write offs and inventory adjustments	47,901	30,907
<b>(Increase)/decrease in assets:</b>		
Current receivables <sup>(a)</sup>	(684,615)	(536,335)
Current inventories	48,648	(19,054)
<b>Increase/(decrease) in liabilities</b>		
Current payables <sup>(a)</sup>	230,508	(187,022)
Current provisions	293,709	(599,532)
Other current liabilities	1,171,143	153,250
Non-current provisions	(155,471)	(21,043)
Net GST receipts/(payments) <sup>(b)</sup>	291,391	72,736
Change in GST in receivables/payables <sup>(c)</sup>	18,411	35,578
<b>Net cash provided by/(used in) operating activities</b>	<b>(11,541,607)</b>	<b>(14,351,312)</b>

(a) Note that the Australian Taxation Office (ATO) receivable/payable in respect of GST and the receivable/payable in respect of the sale/purchase of non-current assets are not included in these items as they do not form part of the reconciling items.

(b) This is the net GST paid/received i.e. cash transactions.

(c) This reverses out the GST in receivables and payables.

## Disclosures and Compliance

### Note 30. Services provided free of charge

During the year no services were provided to other agencies free of charge for functions outside the normal operations of the BGPA

### Note 31. Commitments

The commitments below are exclusive of GST.

#### Capital expenditure commitments

Capital expenditure commitments, being contracted capital expenditure additional to the amounts reported in the financial statements, are payable as follows:

Within 1 year

Later than 1 year and not later than 5 years

Later than 5 years

	2015 \$	2014 \$
	500,000	4,889,000
	6,500,000	4,000,000
	-	-
	<b>7,000,000</b>	<b>8,889,000</b>
	1,000,000	4,000,000
	<b>1,000,000</b>	<b>4,000,000</b>

The capital commitments include amounts for:

Asset replacement

#### Vehicle lease commitments

Commitments in relation to vehicle leases contracted for at the end of the reporting period but not recognised in the financial statements are payable as follows:

Within 1 year

Later than 1 year and not later than 5 years

Later than 5 years

	2015 \$	2014 \$
	114,958	107,812
	95,362	152,950
	-	-
	<b>210,319</b>	<b>260,762</b>
	210,319	260,762
	<b>210,319</b>	<b>260,762</b>

Representing:

Non-cancellable operating leases

### Note 32. Contingent liabilities and contingent assets

The BGPA has no contingent liabilities or contingent assets.

### Note 33. Events occurring after the end of the reporting period

The BGPA has had no events occurring after the end of the reporting period.

## Disclosures and Compliance

### Note 34. Explanatory Statement

Significant variation between estimates and actual results for 2015 and between the actual results for 2014 and 2015 are shown below. Significant variations are considered to be those of a material nature greater than 10% and \$250,000.

	Variance Note	Original Budget 2015 \$	Actual 2015 \$	Actual 2014 \$	Variance between estimate and actual \$	Variance between actual results for 2015 and 2014 \$
<b>Statement of Comprehensive Income</b>						
<b>Expenses</b>						
Employee benefits expenses	A	11,753,000	11,539,955	10,455,926	213,045	(1,084,029)
Supplies and services	1 B	5,140,000	5,704,798	6,708,319	(564,798)	1,003,521
Depreciation and amortisation expense		1,470,000	1,608,695	1,650,082	(138,695)	41,387
Cost of Sales	2	1,048,000	1,392,615	1,332,707	(344,615)	(59,908)
Loss on disposal of non-current assets		-	57,493	-	(57,493)	(57,493)
Other expenses	3 C	2,356,000	3,024,349	3,357,648	(668,349)	333,299
<b>Total cost of services</b>		<b>21,767,000</b>	<b>23,327,905</b>	<b>23,504,682</b>	<b>(1,560,905)</b>	<b>176,777</b>
<b>Income</b>						
Revenue -						
User charges and fees	4	1,645,000	1,960,633	1,840,626	(315,633)	(120,007)
Sales -		2,463,000	2,567,174	2,393,746	(104,174)	(173,428)
Commonwealth grants and contributions		50,000	74,000	152,002	(24,000)	78,002
Interest revenue		150,000	214,013	300,087	(64,013)	86,074
Fee for service, subsidies and sponsorships	5 D	2,600,000	3,374,363	2,986,804	(774,363)	(387,559)
Other revenue		430,000	646,046	877,783	(216,046)	231,736
<b>Total Revenue</b>		<b>7,338,000</b>	<b>8,836,229</b>	<b>8,551,047</b>	<b>(1,498,229)</b>	<b>(285,182)</b>
Gains -						
Gain on disposal of non-current assets		-	-	2,249	-	2,249
<b>Total Gains</b>		<b>-</b>	<b>-</b>	<b>2,249</b>	<b>-</b>	<b>2,249</b>
<b>Total income other than income from State Government</b>		<b>7,338,000</b>	<b>8,836,229</b>	<b>8,553,296</b>	<b>(1,498,229)</b>	<b>(282,933)</b>
<b>NET COST OF SERVICES</b>		<b>14,429,000</b>	<b>14,491,676</b>	<b>14,951,386</b>	<b>(62,676)</b>	<b>(459,710)</b>

## Disclosures and Compliance

In Memory of  
 Fallen Sailors and Soldiers,  
 King's Park, Perth, Western Australia.

	Variance Note	Original Budget 2015 \$	Actual 2015 \$	Actual 2014 \$	Variance between estimate and actual \$	Variance between actual results for 2015 and 2014 \$
<b>Income from State Government</b>						
Service appropriation		14,346,000	14,315,000	14,489,000	(31,000)	174,000
Services received free of charge		29,000	22,256	22,756	(6,745)	500
<b>Total income from State Government</b>		<b>14,375,000</b>	<b>14,337,256</b>	<b>14,511,756</b>	<b>(37,745)</b>	<b>174,500</b>
<b>SURPLUS/(DEFICIT) FOR THE PERIOD</b>						
		<b>(54,000)</b>	<b>(154,420)</b>	<b>(439,630)</b>	<b>(100,421)</b>	<b>(285,210)</b>
<b>OTHER COMPREHENSIVE INCOME</b>						
<b>Items not reclassified subsequently to profit or loss</b>						
Changes in asset revaluation surplus		-	-	-	-	-
		-	904,736	361,368	904,736	(543,368)
<b>Total other comprehensive income</b>	6 E	<b>-</b>	<b>904,736</b>	<b>361,368</b>	<b>904,736</b>	<b>(543,368)</b>
<b>TOTAL COMPREHENSIVE INCOME FOR THE PERIOD</b>						
		<b>(54,000)</b>	<b>750,316</b>	<b>(78,262)</b>	<b>804,315</b>	<b>828,577</b>
<b>Statement of Financial Position</b>						
<b>ASSETS</b>						
Cash and cash equivalents	7 F	5,508,000	6,197,932	8,446,589	(689,932)	2,248,656
Restricted cash and cash equivalents	8 G	2,005,000	2,621,259	1,867,917	(616,259)	(753,342)
Inventories		648,000	613,803	662,451	34,197	48,648
Receivables and other assets	9 H	1,125,000	2,180,285	1,821,960	(1,055,285)	(358,324)
Amounts receivable for services		975,000	1,000,000	1,000,000	(25,000)	-
<b>Total Current Assets</b>		<b>10,261,000</b>	<b>12,613,279</b>	<b>13,798,917</b>	<b>(2,352,279)</b>	<b>1,185,638</b>
<b>Non-Current Assets</b>						
Amounts receivable for services	I	5,552,000	5,527,000	5,057,000	25,000	(470,000)
Property, plant and equipment	J	52,103,000	52,084,913	49,072,132	18,087	(3,012,781)
Infrastructure		821,000	819,875	843,300	1,125	23,425
<b>Total Non-Current Assets</b>		<b>58,476,000</b>	<b>58,431,788</b>	<b>54,972,432</b>	<b>44,212</b>	<b>(3,459,356)</b>
<b>TOTAL ASSETS</b>		<b>68,737,000</b>	<b>71,045,067</b>	<b>68,771,349</b>	<b>(2,308,067)</b>	<b>(2,273,718)</b>

## Disclosures and Compliance

	Variance Note	Original Budget 2015 \$	Actual 2015 \$	Actual 2014 \$	Variance between estimate and actual \$	Variance between actual results for 2015 and 2014 \$
<b>LIABILITIES</b>						
<b>Current Liabilities</b>						
Payables	10	486,000	1,124,864	910,844	(638,864)	(214,021)
Provisions	K	1,670,000	1,712,825	1,419,116	(42,825)	(293,709)
Other current liabilities	L	3,625,000	3,790,774	2,619,631	(165,774)	(1,171,142)
<b>Total Current Liabilities</b>		<b>5,781,000</b>	<b>6,628,463</b>	<b>4,949,591</b>	<b>(847,463)</b>	<b>(1,678,872)</b>
<b>Non-Current Liabilities</b>						
Provisions		652,000	494,265	649,736	157,735	155,471
Other		19,000	-	-	19,000	-
<b>Total Non-Current Liabilities</b>		<b>671,000</b>	<b>494,265</b>	<b>649,736</b>	<b>176,735</b>	<b>155,471</b>
<b>TOTAL LIABILITIES</b>		<b>6,452,000</b>	<b>7,122,728</b>	<b>5,599,327</b>	<b>(670,728)</b>	<b>(1,523,401)</b>
<b>NET ASSETS</b>		<b>62,285,000</b>	<b>63,922,338</b>	<b>63,172,022</b>	<b>(1,637,338)</b>	<b>(750,317)</b>
<b>EQUITY</b>						
Contributed equity	11	30,022,000	30,365,000	30,365,000	(343,000)	-
Reserves	12 M	20,342,000	21,608,166	20,703,430	(1,266,166)	(904,736)
Accumulated surplus/(deficit)		11,921,000	11,949,172	12,103,592	(28,172)	154,420
<b>TOTAL EQUITY</b>		<b>62,285,000</b>	<b>63,922,338</b>	<b>63,172,022</b>	<b>(1,637,338)</b>	<b>(750,316)</b>

### Statement of Cash Flows

#### CASH FLOWS FROM STATE GOVERNMENT

Service appropriation	12,632,000	12,601,000	12,782,000	31,000	181,000
Salaries and Allowances Act 1975	244,000	244,000	237,000	-	(7,000)
Capital appropriation	-	-	-	-	-
Holding account drawdowns	1,000,000	1,000,000	1,000,000	-	-
<b>Net cash provided by State Government</b>	<b>13,876,000</b>	<b>13,845,000</b>	<b>14,019,000</b>	<b>31,000</b>	<b>174,000</b>

Utilised as follows:

## Disclosures and Compliance

In Memory of  
 Fallen Sailors and Soldiers,  
 King's Park, Perth, Western Australia.

	Variance Note	Original Budget 2015 \$	Actual 2015 \$	Actual 2014 \$	Variance between estimate and actual \$	Variance between actual results for 2015 and 2014 \$
<b>CASH FLOWS FROM OPERATING ACTIVITIES</b>						
<b>Payments</b>						
Employee benefits	13 N	(11,793,000)	(11,369,069)	(10,213,421)	(423,931)	1,155,648
Supplies and services	14 O	(6,095,000)	(4,782,073)	(7,306,138)	(1,312,927)	(2,524,065)
Cost of sales	15	-	(1,343,967)	(1,346,623)	1,343,967	(2,656)
GST payments on purchases	16	(505,000)	(1,328,299)	(1,236,428)	823,299	91,871
GST payments to taxation authority		-	(62,411)	(13,025)	62,411	49,386
Other payments	P	(2,410,000)	(2,494,023)	(3,572,975)	84,023	(1,078,952)
<b>Receipts</b>						
Sales of goods and services	17	2,463,000	1,885,637	1,930,544	577,363	44,907
User charges and fees	18	1,645,000	1,962,075	1,840,626	(317,075)	(121,449)
Commonwealth grants and contributions		50,000	74,000	152,002	(24,000)	78,002
Fee for service, subsidies and sponsorships	19 Q	1,960,000	3,374,363	2,986,803	(1,414,363)	(387,560)
Interest received		150,000	214,013	300,087	(64,013)	86,074
GST receipts on sales	20	165,000	941,530	806,934	(776,530)	(134,596)
GST receipts from taxation authority	21 R	340,000	740,571	442,519	(400,571)	(298,052)
Other receipts	22	1,070,000	646,046	877,783	423,954	231,736
<b>Net cash provided by/(used in) operating activities</b>		<b>(12,960,000)</b>	<b>(11,541,607)</b>	<b>(14,351,313)</b>	<b>(1,418,393)</b>	<b>(2,809,706)</b>
<b>CASH FLOWS FROM INVESTING ACTIVITIES</b>						
<b>Payments</b>						
Purchase of non-current assets	23 S	(1,000,000)	(3,910,813)	(1,254,317)	2,910,813	2,656,496
<b>Receipts</b>						
Proceeds from sale of non-current assets		-	112,105	20,922	(112,105)	(91,183)
<b>Net cash provided by/(used in) investing activities</b>		<b>(1,000,000)</b>	<b>(3,798,708)</b>	<b>(1,233,395)</b>	<b>2,798,708</b>	<b>2,565,313</b>
Net increase/(decrease) in cash and cash equivalents	24	84,000	(1,495,315)	(1,565,707)	1,579,315	(70,392)
Cash and cash equivalents at the beginning of the period	25 T	7,597,000	10,314,506	11,880,213	(2,717,506)	1,565,707
<b>CASH AND CASH EQUIVALENTS AT THE END OF THE PERIOD</b>		<b>7,681,000</b>	<b>8,819,191</b>	<b>10,314,506</b>	<b>(1,138,191)</b>	<b>1,495,315</b>



## Disclosures and Compliance

### Note 34. Explanatory Statement (continued)

#### Significant Variance Narratives

##### Variances between estimate and actual

1. Supplies and services exceeded estimates by \$0.565m (11%) due primarily to greater than forecast expenditure on maintenance.
2. Cost of sales exceeded estimates by \$0.345m (32.9%) due to both greater than estimated sales from the BGPA gallery shop *Aspects of Kings Park* and an underestimate of the cost of sales for the period.
3. Other expenses exceeded estimates by \$0.668m (28.4%) due to the inclusion of supplies and services expenses not budgeted for in this category and the \$0.312m surplus resulting from fee for service activity.
4. User charges and fees exceeded estimates by \$0.316m (19.2%) due to greater than expected income from licences, fees, functions and events.
5. Fee for service, subsidies and sponsorship exceeded estimates by \$0.774m (29.8%) due to greater than expected fee for service income being generated.
6. Total other comprehensive income exceeds estimates by \$0.905m due to the revaluation of land, buildings and residences undertaken by the Western Australian Land Information Authority.
7. Cash and cash equivalents exceeded estimates by \$0.690m (12.5%) due to delays in the timing of some payments for a major capital works project.
8. Restricted cash and cash equivalents exceeded estimates by \$0.616m (30.7%) due the greater than expected fee for service income being generated.
9. Receivables and other assets exceeded estimates by \$1.055m (93.8%). It is difficult to forecast this category with accuracy 12 months in advance of the balance date, therefore the estimate was based on long term normalised average. Due to a number of unforeseen but otherwise normal receivables, the estimate was exceeded for this period.
10. Payables exceeded estimates by \$0.639m (131.5%) primarily due to unforeseen accrued expenses.
11. Contributed equity exceeded estimates by \$0.343m (1.1%) due to the forecast not including a final capital contribution of \$0.343m from a previous period.
12. Reserves exceeded estimates by \$1.266m (6.2%).
13. Employee benefits underspent by \$0.434m (3.6%) due to an underspend as a result of slightly less than planned employment for the period together with an overestimate in the forecasting for this category. The estimate incorrectly included a non-cash element related to the leave liability expense of \$0.293m.
14. Supplies and services underspent by \$1.313m (21.5%) primarily due to cost of sales estimate of \$1.048m being included in the forecast for this category.
15. Cost of sales exceeded estimates by \$1.344m due to no estimate being recorded in the Statement of Cash Flows for this category, the payment instead being included in Supplies and services.
16. GST payments on purchases exceeded estimates by \$0.823m (163%) due to an underestimate in the forecast. The actual result is consistent with a revised estimate based on further review of the GST related data and comparison with prior periods.
17. Sales of goods and services was below estimate by \$0.577m (23.4%) due to an overestimate in this category.
18. User charges and fees exceeded estimates by \$0.317m (19.3%) due to greater than expected income from licences, fees, functions and events.
19. Fee for service, subsidies and sponsorship exceeded estimates by \$1.414m (72.2%) due to greater than expected fee for service income being generated.

## Disclosures and Compliance

20. GST receipts on sales exceeded estimates by \$0.777m (470.6%) due to an underestimate in the forecast. The actual result is consistent with a revised estimate based on further review of the GST related data and comparison with prior periods.
21. GST receipts from taxation authority exceeded estimates by \$0.401m (117.8%) due to an underestimate in the forecast. The actual result is consistent with a revised estimate based on further review of the GST related data and comparison with prior periods.
22. Other receipts were less than estimate by \$0.424m (39.6%). The estimate for this category included receipts classified elsewhere.
23. Purchase of non-current assets exceeded estimates by \$2.911m (291.1%) due to the a major capital works project not being included in Statement of Cash Flow estimates due to the timing uncertainty existing at the time of forecast finalisation.
24. Net increase/(decrease) in cash and cash equivalents varies from estimates by \$1.579m (1880.1%) due to an underestimation of the cash balance existing at the commencement of the period. The expected reduction occurring during the year was therefore greater than the forecast, resulting in the variance however the net result, the closing cash balance, is now more closely aligned with the forecast.
25. Cash and cash equivalents at the beginning of the period exceeded estimates by \$2.718m (35.8%) due to less cash than expected being expended during the period.

### **Variations between actual results for 2015 and 2014**

- A. Employee benefits expense increased by \$1.084m (10.4%) due to three factors of approximately similar extent; normal salary and wages Award increases, the filling of previously unfilled vacancies together with associated recruitment costs, and increased leave liability.
- B. Supplies and Services expenses decreased \$1.004m (15.0%) due to less expenditure on maintenance and landscaping works. The variance represents a return towards a more typical actual level in these categories, although still higher than estimated for the period.
- C. Other expenses decreased by \$0.333m (9.9%) primarily due to a reduction in equipment repairs and maintenance.
- D. Fee for service, subsidies and sponsorship increased by \$0.388m (13%) due to greater than expected fee for service income being generated.
- E. Total other comprehensive income increased by \$0.543m due to the revaluation of land, buildings and residences undertaken by the Western Australian Land Information Authority.
- F. Cash and cash equivalents decreased by \$2.249m (26.6%) due primarily to payments being made for the Biodiversity Conservation Centre Stage Two and Nursery Depot Redevelopment capital works projects.
- G. Restricted cash and cash equivalents increased by \$0.753m (40.3%) due to greater than expected fee for service income being generated.
- H. Receivables and other assets increased by \$0.358m (19.7%) due to a few key large invoices being outstanding at the time of balance date. While material they are not considered of concern.
- I. Amounts receivable increased by \$0.470m (9.3%) due to the asset replacement program drawdown being less than the Amounts receivable for services (holding account) appropriation.
- J. Property, plant and equipment increased by \$3.013m (6.1%) due primarily to additions with a secondary increase resulting from revaluation increments.
- K. Provisions (current) increased by \$0.294m (20.7%) due to the movement in employee benefits long service leave liability.
- L. Other current liabilities increased by \$1.171m (44.7%) due to an increase in unearned revenue and the balance of funds held in relation to fee for service activities.

## Disclosures and Compliance

- M. Reserves increased by \$0.905m (4.4%) due to a net result of a decrement in land valuation of \$0.171m and a Buildings and residences increment of \$1.076m.
- N. Employee benefits increased by \$1.156m (11.3%) due to normal salary and wages Award increases, together with the filling of previously unfilled vacancies.
- O. Supplies and services decreased by \$2.524m (34.5%) due to less expenditure on maintenance and landscaping works.
- P. Other payments decreased by \$1.079m (30.2%) due to a reduction in other expenses.
- Q. Fee for service, subsidies and sponsorship increased by \$0.388m (13%) due to greater than expected fee for service income being generated.
- R. GST receipts from taxation authority increased by \$0.298m (67.4%). There was no significant variance in GST obligations to the Australian Tax Office, the variance is due to the timing of receipts.
- S. Purchase of non-current assets increased by \$2.656m (211.8%) due to payments made in relation to the Biodiversity Conservation Centre Stage Two and Nursery Depot Redevelopment capital works projects.
- T. Cash and cash equivalents at the beginning of the period decreased by \$1.566m (13.2%) due to a net decrease in cash and cash equivalents of this amount in the prior period.

### Note 35. Financial instruments

#### (a) Financial risk management objectives and policies

Financial instruments held by the BGPA are cash and cash equivalents, restricted cash and cash equivalents, receivables, and payables. The BGPA has limited exposure to financial risks. The BGPA's overall risk management program focuses on managing the risks identified below.

#### Credit risk

Credit risk arises when there is the possibility of the BGPA's receivables defaulting on their contractual obligations resulting in financial loss to the BGPA.

The maximum exposure to credit risk at the end of the reporting period in relation to each class of recognised financial assets is the gross carrying amount of those assets inclusive of any allowance for impairment as shown in the table at note 35(c) 'Financial instrument disclosures' and note 18 'Receivables and other assets'.

Credit risk associated with the BGPA's financial assets is minimal because the main receivable is the amounts receivable for services (holding account). For receivables other than government, the BGPA trades only with recognised, creditworthy third parties. The BGPA has policies in place to ensure that sales of products and services are made to customers with an appropriate credit history. In addition, receivable balances are monitored on an ongoing basis with the result that the BGPA's exposure to bad debts is minimal. At the end of the reporting period there were no significant concentrations of credit risk.

#### Liquidity risk

Liquidity risk arises when the BGPA is unable to meet its financial obligations as they fall due. The BGPA is exposed to liquidity risk through its trading in the normal course of business. The BGPA has appropriate procedures to manage cash flows including drawdowns of appropriations by monitoring forecast cash flows to ensure that sufficient funds are available to meet its commitments.

## Disclosures and Compliance

### Market Risk

Market risk is the risk that changes in market prices such as foreign exchange rates and interest rates will affect the BGPA's income or the value of its holdings of financial instruments.

The BGPA does not trade in foreign currency and is not materially exposed to other price risks.

The BGPA has limited exposure to interest rate risk because it has no borrowings.

### (b) Categories of financial instruments

The carrying amounts of each of the following categories of financial assets and financial liabilities at the end of the reporting period are as follows:

	2015 \$	2014 \$
<b>Financial assets</b>		
Cash and cash equivalents	6,197,932	8,446,589
Restricted cash and cash equivalents	2,621,259	1,867,917
Receivables <sup>(a)</sup>	2,208,955	1,559,239
Amounts receivable for services	6,527,000	6,057,000
<b>Financial liabilities</b>		
Financial liabilities measured at amortised cost		
Payables <sup>(a)</sup>	1,124,864	910,844

(a) The amount of receivables and payables excludes GST recoverable from or payable to the ATO (statutory receivable).

## Disclosures and Compliance

### Note 35. Financial instruments (continued)

#### (c) Financial instrument disclosures

##### Credit risk

The following table discloses the BGPA's maximum exposure to credit risk and the ageing analysis of financial assets. The BGPA's maximum exposure to credit risk at the end of the reporting period is the carrying amount of financial assets as shown below. The table discloses the ageing of financial assets that are past due but not impaired and impaired financial assets. The table is based on information provided to senior management of the BGPA.

The BGPA does not hold any collateral as security or other credit enhancements relating to the financial assets it holds.

##### Ageing analysis of financial assets

	Carrying Amount \$	Not past Due and not Impaired \$	Past due not impaired					Impaired financial assets \$
			up to 1 month \$	1-3 months \$	3 months to 1 year \$	1-5 years \$	More than 5 years \$	
<b>2015</b>								
Cash and cash equivalents	6,197,932	6,197,932	-	-	-	-	-	-
Restricted cash and cash equivalents	2,621,259	2,621,259	-	-	-	-	-	-
Receivables <sup>(a)</sup>	2,208,955	2,170,080	3,697	6,410	8,942	13,920	5,707	200
Amounts receivable for services	6,527,000	6,527,000	-	-	-	-	-	-
	<b>17,555,146</b>	<b>17,516,271</b>	<b>3,697</b>	<b>6,410</b>	<b>8,942</b>	<b>13,920</b>	<b>5,707</b>	<b>200</b>
<b>2014</b>								
Cash and cash equivalents	8,446,589	8,446,589	-	-	-	-	-	-
Restricted cash and cash equivalents	1,867,917	1,867,917	-	-	-	-	-	-
Receivables <sup>(a)</sup>	1,559,239	1,318,273	2,316	29,092	10,680	16,171	2,397	180,310
Amounts receivable for services	6,057,000	6,057,000	-	-	-	-	-	-
	<b>17,930,745</b>	<b>17,689,779</b>	<b>2,316</b>	<b>29,092</b>	<b>10,680</b>	<b>16,171</b>	<b>2,397</b>	<b>180,310</b>

(a) The amount of receivables excludes GST recoverable from the ATO (statutory receivable)

## Disclosures and Compliance

### Note 35. Financial instruments (continued)

#### Liquidity risk and interest rate exposure

The following table details the BGPA's interest rate exposure and the contractual maturity analysis of financial assets and financial liabilities. The maturity analysis section includes interest and principal cash flows. The interest rate exposure section analyses only the carrying amounts of each item.

**Interest rate exposure and maturity analysis of financial assets and liabilities**

	Weighted Average Effective Interest Rate %	Interest rate exposure				Nominal Amount \$	Maturity date				
		Carrying Amount \$	Fixed Interest Rate \$	Variable interest rate \$	Non- interest bearing \$		Up to 1 month \$	1-3 months \$	3 months to 1 year \$	1-5 years \$	More than 5 years \$
<b>2015</b>											
<b>Financial Assets</b>											
Cash and cash equivalents	1.90%	6,197,932	-	6,197,932	-	6,197,932	6,197,932	-	-	-	-
Restricted cash and cash equivalents	1.90%	2,621,259	-	2,621,259	-	2,621,259	2,621,259	-	-	-	-
Receivables <sup>(a)</sup>		2,208,955	-	-	2,208,955	2,208,955	2,208,955	-	-	-	-
Amounts receivable for services		6,527,000	-	-	6,527,000	6,527,000	50,000	250,000	700,000	-	5,527,000
		<b>17,555,146</b>	<b>-</b>	<b>8,819,191</b>	<b>8,735,955</b>	<b>17,555,146</b>	<b>11,078,146</b>	<b>250,000</b>	<b>700,000</b>	<b>-</b>	<b>5,527,000</b>
											<b>0</b>
<b>Financial Liabilities</b>											
Payables		1,124,864	-	-	1,124,864	1,124,864	1,124,864	-	-	-	-
		<b>1,124,864</b>	<b>-</b>	<b>-</b>	<b>1,124,864</b>	<b>1,124,864</b>	<b>1,124,864</b>	<b>-</b>	<b>-</b>	<b>-</b>	<b>-</b>

(a) The amount of receivables excludes the GST recoverable from the ATO (statutory receivable).

## Disclosures and Compliance

### Note 35. Financial instruments (continued)

#### Liquidity risk and interest rate exposure continued

##### Interest rate exposure and maturity analysis of financial assets and liabilities

	Weighted average effective interest rate %	Interest rate exposure				Nominal Amount \$	Maturity dates				
		Carrying amount \$	Fixed interest rate \$	Variable interest rate \$	Non-interest bearing \$		Up to 1 month \$	1-3 months \$	3 months to 1 year \$	1-5 years \$	More than 5 years \$
<b>2014</b>											
<b>Financial Assets</b>											
Cash and cash equivalents	2.40%	8,446,589	-	8,446,589	-	8,446,589	8,446,589	-	-	-	-
Restricted cash and cash equivalents	2.40%	1,867,917	-	1,867,917	-	1,867,917	1,867,917	-	-	-	-
Receivables <sup>(a)</sup>		1,559,239	-	-	1,559,239	1,559,239	1,559,239	-	-	-	-
Amounts receivable for services		6,057,000	-	-	6,057,000	6,057,000	50,000	250,000	700,000	-	5,057,000
		<b>17,930,745</b>	<b>-</b>	<b>10,314,506</b>	<b>7,616,239</b>	<b>17,930,745</b>	<b>11,923,745</b>	<b>250,000</b>	<b>700,000</b>	<b>-</b>	<b>5,057,000</b>
<b>Financial Liabilities</b>											
Payables		910,844	-	-	910,844	910,844	910,844	-	-	-	-
		<b>910,844</b>	<b>-</b>	<b>-</b>	<b>910,844</b>	<b>910,844</b>	<b>910,844</b>	<b>-</b>	<b>-</b>	<b>-</b>	<b>-</b>

(a) The amount of receivables excludes the GST recoverable from the ATO (statutory receivable).

## Disclosures and Compliance

### Note 35. Financial instruments (continued)

#### Interest rate sensitivity analysis

The following table represents a summary of the interest rate sensitivity of the BGPA's financial assets and liabilities at the end of the reporting period on the surplus for the period and equity for a 0.5% change in interest rates. It is assumed that the change in interest rates is held constant throughout the reporting period.

	Carrying amount \$	-50 basis points		+50 basis points	
		Surplus \$	Equity \$	Surplus \$	Equity \$
<b>2015</b>					
<b>Financial assets</b>					
Cash and cash equivalents	6,197,932	(30,990)	(30,990)	30,990	30,990
Restricted Cash and cash equivalents	2,621,259	(13,106)	(13,106)	13,106	13,106
<b>Total Increase/(Decrease)</b>		<b>(44,096)</b>	<b>(44,096)</b>	<b>44,096</b>	<b>44,096</b>

	Carrying amount \$	-50 basis points		+50 basis points	
		Surplus \$	Equity \$	Surplus \$	Equity \$
<b>2014</b>					
<b>Financial assets</b>					
Cash and cash equivalents	8,446,589	(42,233)	(42,233)	42,233	42,233
Restricted Cash and cash equivalents	1,867,917	(9,340)	(9,340)	9,340	9,340
<b>Total Increase/(Decrease)</b>		<b>(51,573)</b>	<b>(51,573)</b>	<b>51,573</b>	<b>51,573</b>

#### Fair values

All financial assets and liabilities recognised in the Statement of Financial Position, whether they are carried at cost or fair value, are recognised at amounts that represent a reasonable approximation of fair value unless otherwise stated in the applicable notes.



## Disclosures and Compliance

### Note 36. Remuneration of members of the accountable authority and senior officers

#### Remuneration of members of the accountable authority

The number of members of the BGPA, whose total of fees, salaries, superannuation, non monetary benefits and other benefits for the financial year, fall within the following bands are:

Remuneration Band \$	2015	2014
0 - 10,000	7	7
10,001 - 20,000	1	1
	<b>2015</b>	<b>2014</b>
	<b>\$</b>	<b>\$</b>
Base remuneration and superannuation	35,840	43,947
<b>The total remuneration of members of the BGPA is:</b>	<b>35,840</b>	<b>43,947</b>

The total remuneration includes the superannuation expense incurred by the BGPA in respect of members of the BGPA.

No members of the Authority are members of the Pension Scheme.

Where a member's remuneration is zero, the member has been included in a band labelled '\$0 - \$10,000'.

#### Remuneration of senior officers

The number of senior officers, other than senior officers reported as members of the accountable authority, whose total fees, salaries, superannuation, non monetary benefits and other benefits for the financial year, fall within the following bands are:

Remuneration Band \$	2015	2014
200,001 - 230,000	2	2
230,001 - 260,000	-	1
260,001 - 290,000	1	-
290,001 - 310,000	-	-
310,001 - 340,000	1	1
	<b>\$</b>	<b>\$</b>
Base remuneration and superannuation	749,026	739,862
Annual leave and long service leave accruals	126,546	121,096
Other benefits	146,502	133,924
<b>The total remuneration of senior officers:</b>	<b>1,022,074</b>	<b>994,882</b>

The total remuneration includes the superannuation expense incurred by the BGPA in respect of senior officers other than senior officers reported as members of the accountable authority.

## Disclosures and Compliance

### Note 37. Remuneration of auditor

Remuneration paid or payable to the Auditor General in respect of the audit for the current financial year is as follows:

	2015 \$	2014 \$
Auditing of accounts, financial statements and performance indicators	30,200	29,400
	<b>30,200</b>	<b>29,400</b>

### Note 38. Supplementary financial information

	2015 \$	2014 \$
Write-Offs		
Write –offs and inventory adjustment	13,345	25,769
Recovery from insurance claims on inventory damages	(3,246)	(7,144)
	<b>10,099</b>	<b>18,624</b>

## Disclosures and Compliance

### Note 39. Schedule of income and expenses by service

	Service 1		Service 2		Total	
	Customer Service and Cultural Heritage		Biodiversity Conservation and Scientific Research			
	2015	2014	2015	2014	2015	2014
	\$	\$	\$	\$	\$	\$
<b>COST OF SERVICES</b>						
<b>Expenses</b>						
Employee benefits expense	4,897,808	4,392,018	6,642,147	6,063,908	11,539,955	10,455,926
Supplies and services	2,804,924	3,716,925	2,899,874	2,991,394	5,704,798	6,708,319
Depreciation expense	804,347	825,041	804,347	825,041	1,608,695	1,650,082
Cost of Sales	1,392,328	1,330,332	287	2,375	1,392,615	1,332,707
Loss on disposal of non-current assets	28,746	-	28,746	-	57,493	-
Other expenses	1,323,306	1,665,735	1,701,043	1,691,913	3,024,349	3,357,648
<b>Total cost of services</b>	<b>11,251,460</b>	<b>11,930,051</b>	<b>12,076,446</b>	<b>11,574,631</b>	<b>23,327,905</b>	<b>23,504,682</b>
<b>Income</b>						
User charges and fees	1,892,473	1,773,119	68,160	67,507	1,960,633	1,840,626
Sales	2,557,673	2,386,782	9,501	6,964	2,567,174	2,393,746
Commonwealth grants and contributions	-	-	74,000	152,002	74,000	152,002
Interest revenue	139,108	195,057	74,904	105,030	214,013	300,087
Gain on disposal of non-current assets	-	6,590	-	(4,341)	-	2,249
Fee for service, subsidies and sponsorships	562,828	548,075	2,811,535	2,438,728	3,374,363	2,986,803
Other revenue	193,196	259,706	452,851	618,077	646,046	877,783
<b>Total income other than income from State Government</b>	<b>5,345,277</b>	<b>5,169,329</b>	<b>3,490,952</b>	<b>3,383,967</b>	<b>8,836,229</b>	<b>8,553,296</b>
<b>NET COST OF SERVICES</b>	<b>5,906,182</b>	<b>6,760,722</b>	<b>8,585,494</b>	<b>8,190,664</b>	<b>14,491,676</b>	<b>14,951,386</b>
<b>Income from State Government</b>						
Service Appropriation	6,193,956	6,267,641	8,121,044	8,221,359	14,315,000	14,489,000
Services received free of charge	10,015	10,240	12,241	12,516	22,256	22,756
<b>Total income from State Government</b>	<b>6,203,971</b>	<b>6,277,881</b>	<b>8,133,285</b>	<b>8,233,875</b>	<b>14,337,256</b>	<b>14,511,756</b>
<b>SURPLUS/(DEFICIT) FOR THE PERIOD</b>	<b>297,789</b>	<b>(482,841)</b>	<b>(452,209)</b>	<b>43,211</b>	<b>(154,420)</b>	<b>(439,630)</b>

## Disclosures and Compliance

# Key Performance Indicators for the year ended 30 June 2015

## Certification of the Key Performance Indicators

We hereby certify that the key performance indicators are based on proper records, are relevant and appropriate for assisting users to assess the Botanic Gardens and Parks Authority's performance, and fairly represent the performance of the Botanic Gardens and Parks Authority for the financial year ended 30 June 2015.



Richard Simpson  
Chairman  
Botanic Gardens and Parks Authority  
Board of Management  
9 September 2015



Grant Robison  
Deputy Chair  
Botanic Gardens and Parks Authority  
Board of Management  
9 September 2015

## Disclosures and Compliance

### Key Performance Indicators for the year ended 30 June 2015

#### Relationship to Government Goals

Broad, high level Government goals are supported at agency level by more specific desired outcomes. The BGPA delivers services to achieve these desired outcomes, which ultimately contribute to meeting the higher level government goals. The following table illustrates the relationship between BGPA level desired outcomes and the most appropriate Government goal.

<b>State Government Goal – Results-based Service Delivery</b> Greater focus on achieving results in key service delivery areas for the benefit of all Western Australians.	
Service 1: Customer service and cultural heritage	Outcome 1: Awareness and appreciation of recreation and tourist resources, and cultural heritage for visitors' enjoyment.
Service 2 :Biodiversity conservation and scientific research	Outcome 2: Conservation and enhancement of Western Australia's bushland and other flora.

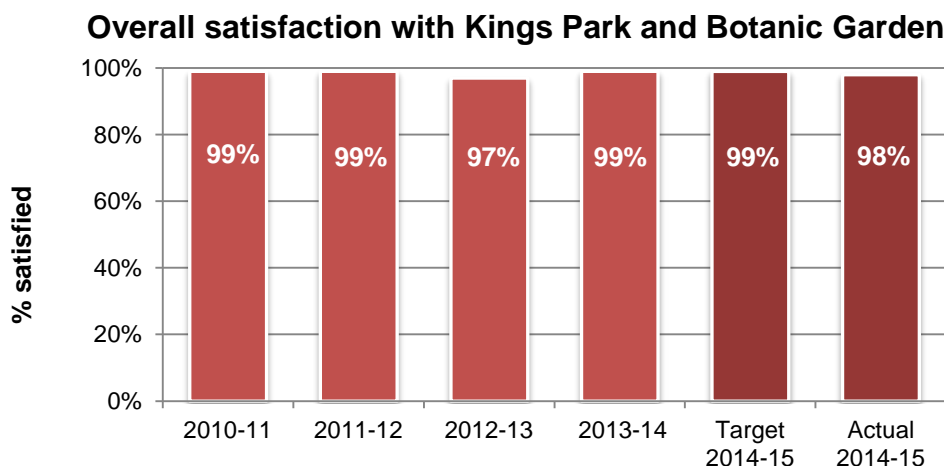
#### Outcome 1

This outcome is achieved through improving and promoting education and recreation in the designated lands; providing safe, accessible and well maintained facilities; providing and promoting cultural experiences and events and by actively seeking to improve and provide additional visitor services and facilities.

#### Key Effectiveness Indicators

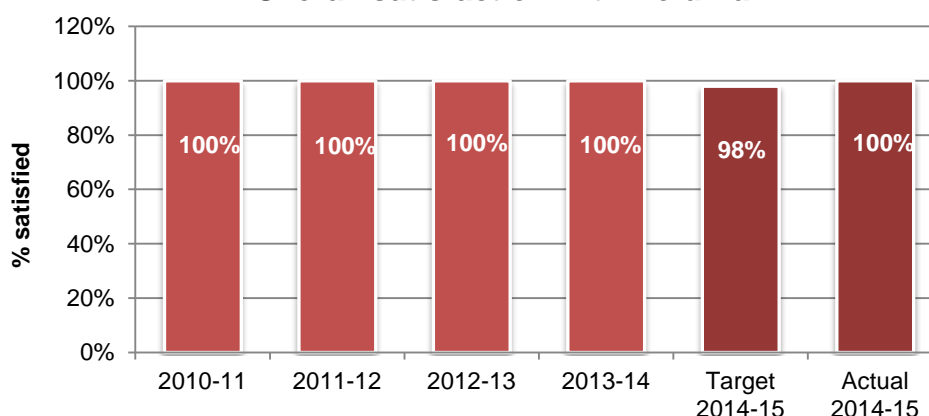
##### 1.1 The level of visitor satisfaction with Kings Park and Botanic Garden and Bold Park.

This key indicator measures the level of satisfaction visitors have with the extent to which recreational, tourist and bushland resources have been conserved, enhanced and promoted and the impact of these activities on visitor enjoyment.



## Disclosures and Compliance

### Overall satisfaction with Bold Park



Total annual visitation for 2014-15 to Kings Park and Botanic Garden is based on vehicle counts at various entrances and is estimated to be 5,750,000 visitors. Total annual visitation to Bold Park is difficult to estimate due to multiple entrances for pedestrians and vehicles. Changes in level of visitation to Bold Park are based on vehicle counts at Reabold Hill, where vehicle counters are in place.

Visitor surveys were conducted from January to May 2015 in both Kings Park and Botanic Garden in several locations: Rio Tinto Naturescape, Fraser Avenue Precinct, Lotterywest Family Area, Synergy Parkland, Saw Avenue Playground and the Botanic Gardens and in Bold Park. A total of 616 responses were received, providing a margin of error of 4% at a 95% level of confidence.

The percentage of overall visitor satisfaction in Kings Park and Botanic Garden was 98%. The percentage of overall visitor satisfaction in Bold Park was 100%, which is the same as the previous year and 2% above target figure for 2014-15.

### 1.2 The percentage change in the number of cultural events held at Kings Park and Botanic Garden compared to previous years.

Cultural events are defined as memorial, military commemorative ceremonies and other community organised events. These include the Anzac Day ceremony; Summer events such as classical and contemporary music concerts and community events, such as the Kings Park Festival.

Reporting Year	No. of Cultural Events	Target Percentage (%) Change	Actual Percentage (%) Change	Notes
2014-15	261	6	(5.8)	1
2013-14	277	0	0.4	
2012-13	276	0	(1.4)	
2011-12	280	(7)	(10.3)	
2010-11	312	2	26.8	

Note:

- The drop in cultural events, compared with both target and the previous period, is primarily due to the absence of an outdoor theatre event for the period. In addition, there were less nights on which outdoor cinema screenings were held.

## Disclosures and Compliance

### 1.3 The percentage change in the number of people attending customer awareness and education forums held at Kings Park and Botanic Garden compared to previous years.

This indicator is derived from total numbers attending customer awareness forums, education programs and free guided walks.

Reporting Year	No. Attending Customer Awareness and Education Forums <sup>(a)</sup>	Target Percentage (%) Change <sup>(b)</sup>	Actual Percentage (%) Change	Notes
2014-15	100,205	12	(10.7)	1
2013-14	112,233	4	9.3	
2012-13	102,725	0	21.1	
2011-12	84,823	2	(17.9)	
2010-11	103,361	0	0	

- (a) This indicator previously included the number of people attending cultural events. This information is used for internal purposes. However, as this key performance indicator only requires people attending customer awareness and education forums, people attending cultural events are not required to be reported for Outcome 1 and therefore it has been removed from the calculations for this indicator. Comparative information has been restated on the same basis.
- (b) The target percentage change relates to the target set for the 2015 financial year, against the prior year actual attendance. Therefore 12% in the current year represents the percentage increase budgeted for the 2015 year by management.

Note:

- The decrease in the number of people attending customer awareness and education forums, compared with the previous period and the 2015 target, is primarily due to attendees for medium sized events now being reclassified as detailed in note 1.3(a) above. A further contributing factor to the decrease was the number of people attending weddings, which is a sub-category of customer awareness forums, reducing by approximately 12% compared with the last period.

## Disclosures and Compliance

### Service 1 – Customer Service and Cultural Heritage

To measure the success of Service 1, the BGPA uses the data collected from annual visitor surveys as demonstrated in Indicator 1.1 above; the overall number of visitors promoting and enhancing customer awareness by providing education forums; by conserving, promoting and developing cultural heritage including Indigenous, colonial and contemporary heritage; and by staging events and displays on designated lands.

#### Key Efficiency Indicators

	Actual 2010-11	Actual 2011-12	Actual 2012-13	Actual 2013-14	Target 2014-15	Actual 2014-15	Notes
Average cost per visitor to Kings Park and Botanic Garden	\$1.34	\$1.81	\$1.71	\$2.02	\$1.76	\$1.83	
Average cost per attendee at cultural events held in Kings Park and Botanic Garden	\$0.23	\$0.15	\$0.12	\$0.12	\$0.15	\$0.17	
Average cost per attendee at education forums held in Kings Park and Botanic Garden	\$1.35	\$3.83	\$3.80	\$4.18	\$1.64	\$4.23	1
Response times for public information requests	98% Within 28 days	98% Within 28 days	95% Within 28 days	95% Within 28 days	95% Within 28 days	95% Within 28 days	
Percentage change in number of visitors to Reabold Hill compared to previous year	7%	4%	15.8%	9.3%	5%	(3.2%)	2

#### Notes:

1. The variance between the 2014-15 target and actual is due to a target calculated with a different methodology that included some customer awareness forum attendance figures. These assumptions have been revised consistent with the other indicators, in particular 1.3, but this occurred subsequent to the targets being published. The revised methodology will be applied to future targets. There is no significant variance in the underlying costs as demonstrated by comparison with previous period actual results.
2. This indicator is measured by the number of vehicles accessing the Reabold Hill carpark. The variance between the target and actual percentage change in visitors to Reabold Hill is due to an anomaly in the vehicle numbers recorded for the month of June the previous year, as the numbers were unusually and significantly higher (by approximately 63%) in that month only for 2014, compared with previous years and June 2015. This figure was used in setting the target but after later analysis was considered as an anomaly. In support of this, later data for vehicle numbers from July 2014 to May 2015 showed a 1.9% increase over the same period in the previous year. As a result of the June 2014 anomaly the target was set higher than it otherwise may have been, rendering it less likely to be achieved, and comparison of 2014-15 actual with the previous period would be more likely to produce a negative variance.



## Disclosures and Compliance

### Outcome 2

This outcome is achieved through the development and management of the scientific collections, the display of Western Australian and other flora; promoting the use of Western Australian flora for horticulture, conservation and education; and continually undertaking and promoting scientific research into Western Australian flora for biodiversity conservation and restoration.

The effectiveness of *ex situ* species conservation and botanic research is assessed through the success in collecting and maintaining living collections of indigenous plants for research, display, public education and restoration.

### Key Effectiveness Indicators

#### 2.1 Percentage of Declared Rare Flora (DRF) species in living collections in Kings Park and Botanic Garden, compared to the known number of DRF species in Western Australia.

This key indicator measures the effectiveness over time of the DRF collecting and collections maintenance program, bearing in mind that the number and range of plants gazetted as DRF varies from year to year and is outside the control of the BGPA, and species can also vary significantly in their ease of collection.

Reporting Year	No. of DRF Species in Living Collections	Total DRF Species Gazetted	Target %	Actual %
2014-15	248	422	61	59
2013-14	244	415	62	59
2012-13	252	413	62	61
2011-12	248	403	63	62
2010-11	247	402	62	61

Total DRF species gazetted is a number derived from the list of species in the *Wildlife Conservation (Rare Flora) Notice 2014* published in the Government Gazette on 2 December 2014 by the Minister for Environment; Heritage under section 23F(2) of the *Wildlife Conservation Act 1950*.

The total number of DRF held in the BGPA's conservation collection increased by four species to 248 but the total number of DRF species gazetted increased by seven species to 422. The number of DRF in the BGPA's living collections represents 59% of the total DRF listed for the State, which is 2% below the target. This is due to the effect of an increase in the total number of DRF species listed from the previous year and a smaller increase in the number of DRF species held in living collections.

Collection of DRF species from the wild is the primary responsibility of the Department of Parks and Wildlife, with whom the BGPA liaises closely to assist with collections from remote areas as opportunities arise. The BGPA therefore has a limited capacity to increase its DRF collections unless plants from germination testing are provided by Parks and Wildlife to be maintained in the Kings Park nursery or planted in the Western Australian Botanic Garden, or collections are made during infrequent remote area field trips.

## Disclosures and Compliance

### 2.2 Percentage of accessions in botanical displays in Kings Park and Botanic Garden.

This indicator is a measure of horticultural and management skills in maintaining the living collection of plants and increasing the diversity of plants on public display.

Reporting Year	No. of Accessions in Botanical Display	Total No. of Accessions Alive	Target %	Actual %
2014-15	7,179	21,005	35	34
2013-14	7,038	20,604	37	34
2012-13	7,008	20,932	38	33
2011-12	7,162	20,572	37	35
2010-11	7,255	19,861	38	37

An accession is a collection of material that can be propagated from an individual plant - be it flowers, foliage, seeds, shoots, roots or the whole plant. The number of accessions on botanical display is the number growing in the Western Australian Botanic Garden, Synergy Parkland, Lotterywest Family Area and Fraser Avenue precinct garden beds.

This measure is calculated by the number of accessions in botanical displays in Kings Park and Botanic Garden divided by the total number of accessions alive in living collections. There was an increase of 141 accessions in the actual number of accessions on display compared with the previous year and also an increase of 401 in the total number of accessions alive. This resulted in the indicator remaining the same as the previous year at 34%, which is 1% below the target set. Delays in planting some botanical display areas in the Botanic Garden until August 2015 due to project works associated with the garden's 50th anniversary may have contributed to this outcome.

### 2.3 Percentage of accessions lost in Kings Park and Botanic Garden.

This is a measure of horticultural and management skills in maintaining the living collections of plants, where a lower percentage represents an improvement.

Reporting Year	No. of Accessions Lost	Total No. of Accessions Alive	Target %	Actual %
2014-15	485	21,005	4	2
2013-14	1,261	20,604	4	6
2012-13	699	20,932	5	3
2011-12	802	20,572	5	4
2010-11	497	19,861	5	3

The loss of accessions in 2014-15 represented 2% of the total collection. This was 2% lower than the target figure of 4% due to the low number of losses recorded for the year, which may be partly related to the timing of recording lost accessions. The 2013-14 result was higher than usual, most likely due to the substantial stocktake conducted in that year that captured a higher number of losses.

It should be noted that there will always be losses of accessions caused by natural attrition; the replacement of ageing plants with new plantings to maintain optimum display; and loss of seed viability over time. The BGPA has procedures in place to ensure that, while specific accessions may be lost, the taxa are still retained in the living collections.

## Disclosures and Compliance

### 2.4 The presence of 15 nominated perennially evident native plant species, which are the most vulnerable taxa within each of Kings Park and Bold Park bushland.

This indicator measures the BGPA's effectiveness in conserving a range of native plants in Kings Park and Bold Park bushland that have been selected and documented as the most vulnerable taxa in each Park.

Reporting Year	Target %	Actual %
2014-15	100	100
2013-14	100	100
2012-13	100	100
2011-12	100	100
2010-11	100	100

The top 15 most vulnerable species are determined in each park through primary and secondary selection criteria. Primary criteria include species listed in the State Priority Flora list; or taxa that are rare, have limited distribution in the park or are known to be declining in the park. Secondary criteria include the species' reproductive method; occurrence in vulnerable habitats or sites at risk; or publicly important iconic species.

The indicator is measured by an annual survey of the presence or absence of 15 nominated perennially evident native plant species in each park, which are the most vulnerable taxa within each of Kings Park bushland and Bold Park. Results of the survey in Bold Park during 2014-15 recorded 100% presence of the nominated 15 species.

The list of 15 nominated most vulnerable species for Kings Park bushland was reviewed during the year, with one new species added in exchange for the species considered least vulnerable on the previous list. The survey demonstrated that 100% of the species on the former list were recorded as present, as was the case for those on the revised list.

### 2.5 Number of common native plant species in Bold Park in areas with high levels of management compared to areas with low levels of management.

This indicator measures the BGPA's effectiveness in restoring areas of degraded bushland in Bold Park. It is derived by annually surveying 15 nominated common native plant species within representative quadrats for two dominant community types, to compare their presence in both low management zones and high management zones.

	Actual 2010-11	Actual 2011-12	Actual 2012-13	Actual 2013-14	Target 2014-15	Actual 2014-15
Average number of common species present in high management zones	5.7	5.6	5.6	5.5	5.6	5.7
Average number of common species present in low management zones	3.9	4.1	4.0	3.9	3.9	4.0
<b>Indicator value</b>	<b>1.5</b>	<b>1.4</b>	<b>1.4</b>	<b>1.4</b>	<b>1.4</b>	<b>1.4</b>

High management zones are degraded areas that are prioritised for ecological restoration activities, some of which are in progress. Low management zones are areas in which there are no active restoration activities at this time.

## Disclosures and Compliance

The dominant community types in Bold Park are Banksia woodland and heath over sand. Ten quadrats for each community type in both high and low management zones have been established (total of 40 quadrats), and the number of common species present in each quadrat recorded annually with figures averaged to give a single figure for each management regime.

The indicator is calculated by dividing the average number of common species present in high management zones by the average number of common species present in low management zones, as determined through annual monitoring of representative quadrants within each zone. Where the indicator is a figure greater than one, this indicates a higher number of common species in the high management areas.

This indicator is expected to increase over time and then stabilise once the broad restoration objectives of ecological stability and resilience are attained. New plantings are not scored as present until they have been established for a minimum of 30 months, due to high mortality rates during the establishment period.

The indicator has remained the same as the previous year and is equal to the target set for 2014-15. The average number of common species increased slightly in the high management plots due to new individuals being counted for the first time after planting three years prior, although the increase was offset by a smaller number of losses from the high management plots. The low management plots also recorded a small increase due to some unexpected natural recruitment. It should be noted that recording for bushland indicators is done at the optimum time of late August each year, and therefore the results are impacted by seasonal conditions through the previous financial year.

### 2.6 Weed cover in high intensity management areas compared to low intensity management areas in Bold Park.

This indicator measures the BGPA's effectiveness in bushland restoration. It is derived by annually recording percentage weed cover within two dominant community types and comparing results for both low management zones and high management zones. High management zones are degraded areas prioritised for ecological restoration activities, some of which are in progress. Low management zones are those areas not being actively restored at this time.

	Actual 2010-11	Actual 2011-12	Actual 2012-13	Actual 2013-14	Target 2014-15	Actual 2014-15
Average percentage weed cover in high management zones	11.4%	15.0%	16.3%	18.2%	18.0%	42.5%
Average percentage weed cover in low management zones	37.4%	32.1%	34.8%	36.9%	38.0%	59.7%
<b>Indicator value</b>	<b>0.30</b>	<b>0.47</b>	<b>0.46</b>	<b>0.49</b>	<b>0.47</b>	<b>0.71</b>

The dominant community types in Bold Park are Banksia woodland and heath over sand. Forty quadrants for each community type in both high and low management zones have been established (total of 160) and percentage weed cover recorded in each.

The indicator is calculated by dividing the average percentage weed cover in high management zones by the average percentage weed cover in low management zones. A figure less than 1 indicates a lower average percentage weed cover in the high management areas. The indicator is expected to decrease over time and then stabilise once the broad restoration objectives of ecological stability and resilience are attained.

## Disclosures and Compliance

This indicator exceeds the target set for the 2014-15 year by 51%, and the previous period actual by 45%, due to a significant increase in weed cover in high management areas compared with the previous year, and a lower increase in weed cover in the low management areas. This occurred due to reduced weed control in the high management long term monitoring areas to enable allocation of resources to other priority areas, including sites impacted by wildfire, in accordance with the five year restoration plan.

### 2.7 Number of representative native plant taxa in Kings Park bushland.

This indicator is measured by an annual survey of the presence or absence of 15 nominated perennially evident native plant species, which are the most vulnerable taxa within Kings Park bushland.

Reporting Year	Target	No. of Native Plant Taxa Recorded
2014-15	325	325
2013-14	325	325
2012-13	324	325
2011-12	324	324
2010-11	324	324

The continued presence of these species in Kings Park bushland provides an appropriate scientific measure of overall taxa present. It is not practical or feasible to annually survey all native plant taxa in all lands managed.

A review of the most vulnerable flora list was undertaken in early 2014 to ensure the species listed continued to represent the most vulnerable species on the site. Some minor changes were agreed and were monitored in the 2014-15 year.

As the presence of all 15 of the most vulnerable species was confirmed, the total number of native plant taxa in Kings Park bushland remained at 325, equal to the target.

### 2.8 Number of representative native plant taxa in Bold Park bushland.

This indicator is measured by an annual survey of the presence or absence of 15 nominated perennially evident native plant species, which are the most vulnerable taxa within Bold Park.

Reporting Year	Target	No. of Native Plant Taxa Recorded
2014-15	310	310
2013-14	310	310
2012-13	310	310
2011-12	310	310
2010-11	310	310

The continued presence of these species in Bold Park provides an appropriate scientific measure of overall taxa present. The total number may vary from time to time as a result of the discovery of new species, verification of plant records or as a result of genetic analysis of provenance, which may show that some species considered native were in fact early introductions to the park from nearby areas.

The number of native plant taxa recorded has remained the same as last year with a total of 310, as there were no new recorded plant species and all 15 of the nominated most vulnerable species were surveyed and recorded as present.

## Disclosures and Compliance

### Service 2 – Biodiversity Conservation and Scientific Research

To measure the success of Service 2, the BGPA uses the data in indicators 2.1 to 2.8 above and through demonstrating leadership in urban bushland management, especially for Perth and regional communities; horticultural services including developing new plants; and undertaking and promoting leading-edge science and interpretation pertinent to integrated conservation of flora for present and future generations.

#### Key Efficiency Indicators

	Actual 2010-11	Actual 2011-12	Actual 2012-13	Actual 2013-14	Target 2014-15	Actual 2014-15	Notes
Average cost of representative native plant taxa in Kings Park bushland.	\$3,327	\$3,151	\$3,179	\$3,882	\$4,754	\$4,885	
Average cost of representative native plant taxa in Bold Park bushland.	\$4,391	\$4,668	\$5,039	\$4,684	\$5,738	\$5,897	
Average cost per research fee for service project administered.	\$14,142	\$15,325	\$17,950	\$14,400	\$18,500	\$18,823	
Percentage change in number of refereed scientific publications published per Consolidated Fund position compared to previous year.	(12%)	20%	42%	(15%)	1%	2.5%	1
Percentage change in number of refereed scientific publications published per Consolidated Fund position compared to previous year.	(12%)	20%	42%	(15%)	1%	2.5%	1

Note:

- The fluctuation in the number of refereed scientific publications published per government funded position is a reflection of the stage and complexity of research projects in any given year. The number of positions from one period to the next does not vary significantly however, the number of publications in any given year can increase or decrease considerably due to timing. The number of publications can be reasonably estimated but the timing is difficult to forecast as the resultant publication of original research findings can take up to 18 months to be 'in print' from the date of manuscript submission.

## Disclosures and Compliance

### Ministerial Directives

The BGPA was not subject to any Ministerial Directives in 2014-15.

### Other Financial Disclosures

#### Pricing Policy and Services

The BGPA charges for goods and services on a full or partial cost recovery basis and in accordance with penalties applied under the *Botanic Gardens and Parks Regulations 1999*. The BGPA reviews its fees and charges annually or as required in accordance with Treasurer's Instruction 810.

Entry to and parking in Kings Park and Botanic Garden and Bold Park is free of charge. Some services, such as the Kings Park Education programs and special education events, incur a cover charge to assist in cost recovery. Entry fees or ticket costs of events such as the outdoor cinema, concerts and theatre productions, are addressed by the event organiser.

Fees and charges for venue hire and for booked activities are applied according to the type of function and the location or venue requested and are approved by State Government. Fees and charges, application forms and conditions of use are available on the BGPA's website.

Fees associated with Fitness group bookings were reviewed in early 2015. Previously fitness groups, including commercial operators providing group sessions and personal training, were permitted to use the park free of charge. These groups and participants have increased to such numbers that there was competing use in some areas and has had significant impact on the turf and on other visitors. Proposed new fees are waiting for approval and are anticipated to take effect in 2015-16.

An internal review of cost of bookings for functions and events in Kings Park and Botanic Garden was commenced this year and will be completed in late 2015. This review will identify the total cost of related services provided by the BGPA and shape the platform for current and future tariffs, fees and charges.

### Capital Works

#### Capital Projects Completed

No capital projects were completed during 2014-15.

#### Capital Works in progress

##### Biodiversity Conservation Centre Stage Two

The Biodiversity Conservation Centre Stage Two construction works commenced in early 2015 to provide new laboratories, related infrastructure and facilities for restoration and seed research. This increased capacity for research will support ground-breaking research for provision of cost-effective, proven and scalable restoration in Kings Park, Bold Park and throughout Western Australia generally. Works on this project were staged to enable operational efficiencies, commencing with the first floor laboratories then progressing to the ground floor alterations. The extension to the first floor of the building was well advanced during the term but not complete at 30 June 2015.

Total project funding is \$1.6m by way of State Government appropriation and expenditure to 30 June 2015 was \$1.4m.

## Disclosures and Compliance

### Nursery Depot Redevelopment

The Nursery Depot Redevelopment was well advanced during the year to replace ageing infrastructure and facilities in the depot and plant nursery and reconfigure the layout of key components to improve functionality, safe vehicle and pedestrian access and a general separation of the nursery from the depot facilities. As per the Biodiversity Conservation Centre development, construction works were staged to facilitate ongoing access to essential depot facilities during the works, with progressive handover of separable portions as they were completed. Three separable portions reached Practical Completion in May 2015 with the remaining three portions progressed but incomplete at 30 June 2015.

Total project funding is \$2.6m by way of State Government appropriation and expenditure to 30 June 2015 was \$2.5m.

## Employment and Development

### Employment Profile

As of 30 June 2015, the BGPA employed 153 people, equating to 129 full time equivalents (FTE). Trainees are included in the total headcount but not included in BGPA's FTE count. The BGPA is supportive of flexible working arrangements, including part time work, which are suited to individual employees' needs and meet the operational needs of the workplace. This is reflected in a higher headcount to FTE ratio.

The BGPA's staff profile as at 30 June 2015 is presented below:

#### Staff Profile as at 30 June 2015

Employment Type	2013-14	2014-15
Permanent Full-time	77	79
Permanent Part-time	19	17
Fixed Term Full-time	19	17
Fixed Term Part-time	11	12
Casual	22	17
<b>FTE Total</b>	<b>125</b>	<b>129</b>
Trainees	8	11
<b>Headcount Total</b>	<b>156</b>	<b>153</b>

Note: 2014-15 Figures derived from June 2015 Quarterly MOIR report

The BGPA continued to receive a strong response to job advertisements from a wide pool of applicants. BGPA completed 17 recruitment processes and engaged 18 new employees in 2014-15. Sixteen employees (10.45% of the workforce) resigned from the BGPA in 2014-15 comparable to the resignations in 2013-14.





## Disclosures and Compliance

### Employee Diversity Profile

The BGPA strives to be an employer of choice and actively supports workplace diversity and equal employment opportunities. The BGPA's Diversity profile is presented below:

Diversity Group	2013-14 %	2014-15 %
Women in SES	50	50
Women in Management Tier 1	0	0
Women in Management Tier 2	66.7	66.7
Women in Management Tier 3	30.8	40
Indigenous Australians	1.3	1.9
Employees from Culturally Diverse Background	10	11.3
Employees with Disabilities	0	0
Youth (under 25 years)	7.3	7.8

2014-15 Figures derived from BGPA Quarterly entity profile March 2015

### Industrial Relations

BGPA employees work under one of three awards according to their work area: The Government Officers Salaries, Allowances and Conditions Award 1984 (Salaried Staff); The Botanic Gardens and Parks Authority (Operations) General Agreement 2013 (Horticultural and Operations Staff); or the Shop and Warehouse (Wholesale and Retail Establishments) Award 1977 (Aspects of Kings Park retail employees).

### Workforce Planning and Development

To assist in planning and recruitment for the future, the BGPA is guided by its five-year Workforce Plan incorporating Equity and Diversity initiatives for the period 2012-2017, with annual reviews to ensure continued currency and relevance of the plan.

The third year of the plan has resulted in improvements implemented including:

- Ongoing improvements to the approach to recruitment and selection processes through tailored selection panel member training and promotion of 'best practice' recruitment and selection techniques.
- Ongoing commitment to flexible work practices within operational requirements including flexible rosters, job share and flexi-time arrangements, which are both suited to individual employees' needs and meet the operational needs of the workplace.
- Improved employee access to personal payroll data through the improvements to the Web Self Service, an electronic web based system designed to increase visibility of and control over selected payroll information.
- Ongoing improvements to the leadership and management competencies amongst staff through the offering of internal acting opportunities in various leadership roles.
- Increased emphasis on BGPA Code of Conduct through its inclusion in the revised employee induction process ensuring that new staff better understand the acceptable standards of behaviour from the beginning of their employment.

The BGPA is committed to supporting its employees through the provision of training and development opportunities. Formal training and informal on-the-job learning undertaken during the financial year was designed to enhance skills, raise awareness and reduce risks for the BGPA. Training included equipment use, injury management and occupational health and safety training.

## Disclosures and Compliance

This is in addition to training and development opportunities identified through individual performance enhancement and training discussions between employees and their line supervisors.

### Formal training for 2014-15

Training Focus	Number of attendees	Outcomes for the BGPA
Injury Management for Line Managers	22	Improved awareness of Injury Management and introducing Return to Work Programs. For more details on this training refer to the Occupational Safety and Health section.
Web Self Service	16	Delivered instructions in how to navigate and use the employee payroll system designed to enhance employee visibility and control over payroll information.
Timesheet Information session	14	Improved understanding in the use of the BGPA timesheet and further clarification regarding the Recording of Working Hours and Absence Administrative Instruction.
AIIMS Awareness Training	9	Improve employee's ability to manage incidents if they were to occur in Kings or Bold Park.
Chainsaw Handling	8	Provide employees with formal training in the use and handling of chainsaws.
Traffic Management	21	Improve employees' ability to manage traffic within Kings Park during events or projects that impact traffic flow within the park.

### Staff Scholarships

Two scholarship opportunities are offered to employees each year: the BGPA Chairman's Scholarship and the Friends of Kings Park Vic Galea Scholarship. The BGPA and the Friends of Kings Park value and support the outstanding work undertaken and these scholarships foster employees' personal development.

In 2014, the Friends of Kings Park Vic Galea Scholarship was awarded to BGPA's Director of Business and Visitor Services, Marcelle Broderick. Ms Broderick attended the 9<sup>th</sup> International Congress on Education in Botanic Gardens held in St Louis Missouri (USA) from 26 April to 1 May 2015.

The BGPA Chairman's Scholarship was awarded to BGPA Horticulturist Aki Hiramatsu, who attended the Awaji Landscape Planning and Horticulture Academy in Awaji City Hyogo Prefecture Japan from 3-27 March 2015.

Applications for the 2015 Scholarships have been submitted and will be awarded in July 2015.

### Occupational Safety, Health and Injury Management

The BGPA is committed to providing a safe work environment for its employees, students, volunteers, contractors and visitors. The employee elected representative Occupational Health and Safety Committee, the Chief Executive Officer and the management team work cooperatively together to ensure that BGPA facilities, equipment and practices do not knowingly present a hazard to safety or health. The BGPA provides active support to employees who may be ill or injured, with the aim being a safe and early return to meaningful work.

## Disclosures and Compliance

### Occupational Safety and Health

The BGPA's Occupational Health, Safety and Welfare Policy and a range of supporting policies have been developed to assist employees in understanding and performing their obligations. These policies, procedures, and inspection checklists are available on the Intranet and form part of the induction process.

Employees, students, volunteers and contractors are made aware of their rights and obligations in fulfilling the requirements of the *Occupational Safety and Health Act 1984* and the importance of taking care for their own safety and that of other persons who may be affected by their acts. Employees who are responsible for the supervision of others are made aware of their responsibilities to protect the health and safety of the employees, students and volunteers under their direction.

The Occupational Health and Safety (OHS) Committee is comprised of employee elected representatives. The Committee address concerns about safety, implement improvements to workplace practices and ensure that the BGPA complies with the WA State Government's Code of Practice: Occupational Safety and Health in the Western Australian Public Sector and meets all legislative obligations.

The OHS Committee is directly supported by the Corporate Executive team. The Human Resource Officer and one of the members of the Corporate Executive attend the Committee's meetings to ensure any issues of concern have a direct and immediate response and to ensure a close link with all training and communication mechanisms within the BGPA. Committee minutes are provided for information to the various work teams and the Corporate Executive.

The Committee meets on a monthly basis and reviews all OHS matters, including monthly workplace safety inspections, the reporting procedures for accidents, incidents and hazards and general incident prevention strategies.

In addition, during the 2014-15 year the OHS activities of the BGPA have included:

- Improved monitoring of workplace accident and incidents to identify trends and to report to Corporate Executive and staff.
- Monthly workplace safety inspections in each work area, currently 20 specific areas identified across Kings Park and Botanic Garden and Bold Park.
- Safety awareness campaigns through posters and information placed in all buildings and highly visible areas.
- Completed an external safety review into fire control and evacuation procedures for all BGPA buildings.
- Free influenza vaccinations were made available to all BGPA employees.
- Advice on support services available through the Employee Assistance Program through staff meetings and Human Resources.
- Various OHS training for improved awareness of correct operating procedures and workplace safety:

Safety Training	No of Employees
Injury Management for Line Managers	18
First Aid Training	62
Working Safely in the Construction Industry	6
<b>Total</b>	<b>86</b>

## Disclosures and Compliance

An independent audit of the BGPA's Occupational Health and Safety controls and processes was completed in December 2014. Results and recommendations of audits were reported and monitored through the BGPA's Audit Committee.

The BGPA's OHS policies and procedures are directly linked to the BGPA Risk Register as reporting and control mechanisms for reducing the risk of injury of employees, students, volunteers and visitors. All risks and controls are regularly reviewed and assessed.

### Injury Management and Workers' Compensation

The BGPA is committed to providing injury management support to all workers who sustain a work related injury or illness, with on the aim of safe, early return to meaningful work, and in accordance with the Workers' Compensation and Injury Management Act 1981. The BGPA implements its injury management system to tailor return to work programs for injured employees, in consultation with treating medical practitioners.

There were four Workers' Compensation claims against the BGPA originating in 2014-15. As at 30 June 2015, three employees had returned to full duties and one was participating in a return to work program in another organisation, facilitated by an external rehabilitation agency.

### Occupational Safety and Health and Injury Management Targets

Indicator	Target 2014-15	Actual 2014-15
Number of fatalities	0	0
Lost time injury/diseases (LTI/D) incidence rate <sup>(1)</sup>	0%	2.3%
Lost time injury severity rate <sup>(2)*</sup>	0%	33%
Percentage of injured workers returned to work within 13 weeks	100%	67%
Percentage of injured workers returned to work within 26 weeks	100%	100%
Percentage of managers trained in occupational safety, health and injury management responsibilities. <sup>(3)</sup>	100%	100%

#### Notes:

- The lost time injury/diseases (LTI/Ds) incidence rate is the number of lost time injury/disease claims lodged where one day/shift or more was lost from work. The number of employees is the agency's full-time equivalent (FTE) figure. The number of LTI/Ds is divided by the number of employees, then multiplied by 100. The calculation is:

$$\frac{\text{Number of LTI/Ds}}{\text{Number of employees (FTE)}} \times 100$$

- This is a measure of incident or accident prevention and the effectiveness of injury management. The severity rate is the number of severe injuries (actual or estimated 60 days or more lost from work) divided by the number of lost time injury/diseases (LTI/Ds) claims multiplied by 100. An injury resulting in death is considered to have accounted for 60 days or more lost. The calculation is:

$$\frac{\text{Number of severe injuries}}{\text{LTI/Ds}} \times 100$$

\*Although the 33% severity rate appears to be high, this is due to one of the three LTI/D's in the year being an employee injury with longer term consequences.

- Refresher training for managers on occupational safety, health and injury management responsibilities is planned every three years, and is due again in July 2017.

## Disclosures and Compliance

### Governance Disclosures

#### Contracts with Senior Officers

During the 2014-15 reporting year, one BGPA Board members declared interest in BGPA operational matters.

The member is employed with a company which has a sponsorship agreement with BGPA, providing funding support to the Kings Park Festival. This sponsorship agreement was finalised before the Board member was employed by the company.

Appropriate formal disclosures are made within the Board of Management meetings to address this type of issue.

#### Board and Committee Remuneration

Position	Name	Type of remuneration	Period of membership	Gross/actual remuneration 2014-15
Chair	Richard Simpson	Sessional	December 2002 to December 2017. Current term commenced December 2014.	\$12,800
Deputy Chair	Grant Robinson	Sessional	January 2006 to July 2018. Current term commenced July 2015	\$5,120
Member	Tom Baddeley	Sessional	April 2010 to May 2018. Current term commenced April 2015.	\$5,120
Member	Tony Brooks	Sessional	October 2014 to October 2017	\$2,560
Member	Hamish Jolly	Sessional	April 2010 to May 2017. Current term commenced April 2015.	\$5,120
Professor	Hans Lambers	Sessional	January 2013 to January 2016	\$0
Member	Brian Piesse	Sessional	Current term January 2013 to December 2015.	\$5,120
Member	Jacqui Purvis	Sessional	July 2012 to July 2017 Current term commenced July 2015	\$0 <sup>(1)</sup>

Notes:

- Ms Purvis is ineligible for remuneration in accordance with Premiers Circular 2010/02 State Government Boards and Committees.

## Disclosures and Compliance

### Other Legal Requirements

#### Promotion, Public Relations and Marketing

Marketing and public relations strategies continue to play a role in enhancing community awareness, understanding and advocacy for Kings Park and Bold Park, along with its supporters and allied organisations.

The campaign to promote the 2014 Kings Park Festival saw more than half a million people attend the Festival. A media partnership with The West Australian newspaper added significant value to the campaign, along with press, radio and outdoor advertising, online and social media strategies, promotional publications and direct mail.

Strategic public relations has played an important part in the BGPA's activities, including coverage of the Kings Park Festival (spring 2014), a controlled burn in Kings Park for scientific research (autumn 2015), the Kimberley seed collecting expedition funded by the Friends of Kings Park (winter 2015) and various radio interviews, local press articles, tourism and science publications and online coverage.

Promotion expenditure is represented in the Advertising section below, in accordance with the requirements of the *Electoral Act 1907*.

#### Advertising

In accordance with section 175ZE of the *Electoral Act 1907*, the BGPA reports that it incurred the following expenditures for the financial year ended 30 June 2015:

##### Advertising expenditure by category

Advertising Medium	Expenditure	Total
<b>Advertising Agencies</b>		<b>7,935.00</b>
Rosalie Okely Design	7,935.00	
<b>Market Research Organisations</b>		<b>1,463.38</b>
Isentia	1,463.38	
<b>Polling Organisations</b>		<b>11,055.00</b>
Alex Stuckey	11,055.00	
<b>Direct Mail Organisations</b>		<b>Nil</b>
<b>Media Advertising Organisations</b>		<b>23,537.99</b>
Liquid Public Relations	12,678.77	
Adcorp	6,877.55	
Experience Perth	1772.73	
Optimum Media	980.24	
Nature Jobs	453.11	
The Conversation Med	254.55	
Jobtarget	224.85	
John Wiley & Sons	129.46	
BGANZ	90.91	
State Law Publishing	75.82	
<b>Total Expenditure</b>		<b>\$43 991.37</b>

## Disclosures and Compliance

### Compliance with Public Sector Standards and Ethical Codes

The BGPA Code of Conduct, the WA Public Sector Code of Ethics and the Public Sector Standards are available to all employees on the BGPA Intranet and form part of the BGPA induction program. Employees are reminded of their responsibilities under the Code of Conduct through quarterly staff meetings with the Chief Executive Officer and as part of BGPA's employee performance review process. The Code of Conduct is also incorporated into the new employee induction process as well as workforce initiatives outlined in the BGPA's Workforce Plan: Incorporating Equity and Diversity 2012-2017.

The BGPA Code of Conduct is based on the principles of the BGPA and promotes behaviours that reflect a strong commitment to maintaining integrity, accountability and ethical decision making. The Code of Conduct applies to all managers, employees and students engaging in any research or work experience under the auspices of the BGPA, contractors and consultants working on behalf of the BGPA.

In 2014-15 there were two breaches of the BGPA's Code of Conduct. The employees involved in these incidents each received a formal letter of warning including clear reminders of need for compliance with the Code of Conduct.

There were no breaches or claims made under the Public Sector Standards or the Western Australian Code of Ethics during 2014-15.

#### Breaches of codes or standards 2014-15

Standards or Code of Conduct	No. of Breaches
Public Sector Standards	0
WA Public Sector Code of Ethics	0
BGPA Code of Conduct	2

### Disability Access and Inclusion Plan Outcomes

The BGPA's Disability Access and Inclusion Plan (DAIP) 2012-2017 outlines the ways in which the BGPA aims to ensure that people with disabilities have access to BGPA facilities, services, events and information.

The BGPA's strategies address the seven outcomes required under the *Disability Services Act 1993 (amended 2004)*. In 2014-15 the BGPA achieved a number of the strategies identified.

Outcomes	Number of strategies planned	Number of strategies completed (including ongoing strategies).
Outcome 1	18	17
Outcome 2	27	27
Outcome 3	14	13
Outcome 4	5	4
Outcome 5	3	3
Outcome 6	8	6
Outcome 7	3	3

## Disclosures and Compliance

The following initiatives were undertaken in 2014-15:

### **1. People with disabilities have the same opportunities as other people to access the services of, and any events organised by the BGPA.**

---

- A wheelchair accessible shuttle bus was in operation on Saturdays and Sundays in September for the 2014 Kings Park Festival to transport patrons to events and activities at various locations. Extra ACROD parking bays are provided in Wadjuk Carpark.
- Areas were set aside at major events for chairs, deck chairs, wheelchairs and space for people to assist those with disabilities, as well as additional ACROD parking bays provided.
- On Australia Day additional ACROD parking was made available to permit holders in Wadjuk Carpark.
- On Anzac Day the BGPA, in collaboration with the Returned and Service's League WA Branch (RSLWA), actively informed participants of set-down and parking for people with disabilities. Additional ACROD parking was made available in the Wadjuk Carpark.
- Volunteers are kept up to date with the BGPA's DAIP through their newsletters. Guides who deal with visitors face to face and via phone enquiries are given appropriate training opportunities.
- New street lighting for Forrest Drive was installed to ensure safer night access for ACROD holders to events in the Botanic Garden.
- All of Fraser Avenue street lighting was upgraded from the Kings Park entry to the State War Memorial, offering better lighting to the pedestrian pathways.

### **2. People with disabilities have the same opportunities as other people to access the buildings and other facilities of the BGPA.**

---

- A new path around the Firefighter's Memorial was installed to provide better access to the memorial.
- Works are almost completed for a new path from the Forrest Carpark to the new, soon to be open, Botanic Terraces and Botanic Pavilion.
- Rotunda 1 (now known as Jarrah Pavilion) surrounds were upgraded, offering better accessibility to this popular location adjacent to the State War Memorial.
- Pedestrian pathways at Synergy Parkland have been upgraded.
- Path upgrades in the Saw Avenue Precinct, provide improved safe access from Thomas Street to May Drive.
- Plans are progressing to upgrade the path from Place of Reflection to the top of the Water Garden with improved access to Roe Memorial.

### **3. People with disabilities receive information from the BGPA in a format that will enable them to access the information, as readily as other people are able to access it.**

---

- BGPA documents, such as maps, Annual Reports and the Disability Access and Inclusion Plan, are available electronically and in hard copy as well as alternative formats (such as large font) on request.
- Recorded event information was available on the BGPA's main telephone line. This is updated regularly in line with new events happening in the park.
- A monthly e-newsletter was produced and sent to all subscribers, advising of news, events and activities in Kings Park and Botanic Garden and Bold Park.
- Kings Park Education provided a range of learning opportunities to meet the needs of all students. It accommodates special needs students with suitable programs, such as the popular Child verses Wild and Noongar Boodja programs and works with teachers to assist with full integration of students.



## Disclosures and Compliance

- The Volunteer Kings Park Guides provide free Guided Walks by Request, tailored to suit people with special needs. A wheelchair is available to visitors who made need it during their visit to the Park.
- Further improvements have been made to the BGPA's website, ensuring a more responsive and accessible website.

### **4. People with disabilities receive the same level and quality of service from the staff of the BGPA as other people receive from the staff of the BGPA.**

---

- The BGPA's Park Management Officers are provided with training to enable them to recognise and assist people with disabilities.
- Volunteer Guides who staff the Visitor Information Centre (VIC) are trained in providing outstanding customer service to the thousands of visitors who visit the VIC for assistance, join a free guided walk, or telephone to make an enquiry. They offer tailor made walks on request for people with special needs.
- In order to promote limited ability access initiatives, volunteer group newsletters regularly remind members of existing and new paths and facilities that have been built for people with limited mobility.

### **5. People with disabilities have the same opportunities as other people to make complaints to the BGPA.**

---

- The BGPA's communications process is available to all members of the community and can be accessed via the website, the enquiries email address, through the Visitor Information Centre or by contacting the main reception of Kings Park and Botanic Garden or Bold Park.
- Feedback polls on the BGPA's website home page have been used to make targeted improvements as per user requests.
- Visitor surveys are conducted annually. In 2014-15 surveys were conducted in Bold Park and in the parkland, developed and bushland areas of Kings Park and Botanic Garden. In addition, targeted surveys were conducted in Rio Tinto Naturescape Kings Park, during the 2014 Kings Park Festival and to assess the Kings Park Education programs.

### **6. People with disabilities have the same opportunities as other people to participate in any public consultation.**

---

- Public consultation and decision-making opportunities are provided through public consultation processes for reviews of key management plans or changes proposed on BGPA lands (e.g. Bold Park Management Plan and Kings Park and Botanic Garden Management Plan).
- Planning is underway for the second stage of the Rio Tinto Naturescape Kings Park learning and discovery facility for families and school students. Many special interest groups have been consulted through our targeted community engagement consultation. Children's focus groups will feature significantly in the consultation, including children with special needs.

### **7. People with disabilities have the same opportunities for employment.**

---

- The BGPA provides employment, some work experience placements and volunteering opportunities for people with disabilities.
- The BGPA's Workforce Plan 2012-2017 incorporates equity and diversity planning.

## Disclosures and Compliance

### Recordkeeping Plans

The BGPA's Recordkeeping Plan 2010 - 2015 highlights the BGPA's commitment to good records management practices. The Plan identifies the strategies and processes, by which the BGPA complies with the legislative requirements of the *State Records Act 2000* to create, maintain, protect, control and dispose of records in an efficient and effective manner.

The BGPA addresses its compliance with the State Records Commission Standard 2 Recordkeeping Plans: Principal 6 – Compliance as follows:

#### **1. The efficiency and effectiveness of the organisation's recordkeeping systems has been evaluated or alternatively when such an evaluation is proposed.**

---

In February 2015, a formal review of the BGPA Recordkeeping Plan 2010-2015 (the Plan) was commenced to ensure that the BGPA's Plan accurately reflected current agency practices. The review identified that the Retention and Disposal (R&D) schedules required updating. The review of the Recordkeeping Plan and revised R&D schedule was submitted to the State Records Office in April 2015.

In accordance with the Plan and as required under section 16(3) (a-c) of the *State Records Act 2000*, the established practice of annual archiving and disposal is carried out by the BGPA. BGPA commenced the disposal project in July and this will continue through to December 2015.

Evaluation of the BGPA's recordkeeping practices is ongoing through the annual review of the Records Management Policy and Procedures Manual. In May 2015 the BGPA commenced updating and incorporating all its recordkeeping procedures into a single Recordkeeping Training Induction Manual (RTIM). It is anticipated that the RTIM will be complete by September 2015.

Also in May 2015, the BGPA commenced scanning historical archival photographs and images for long term digital retention and providing ease of access to archival images while protecting physical records. Procedures are currently under development to records and store the BGPA's extensive collection of digital images.

In December 2014, the risks associated with Records Management were reviewed and reported in the BGPA's Risk Register.

#### **2. The nature and extent of the recordkeeping training program conducted by or for the organisation.**

---

Training continues for new and existing BGPA employees as required with supporting information on recordkeeping practices and procedures available on the BGPA's intranet. Training sessions are customised to help relevant employees manage BGPA records determined by the employee's position. The development of the RTIM will assist employees by providing a reference for BGPA's recordkeeping responsibilities and include a TRIM user guide.

Quarterly email reminders are sent to staff requesting the return of files to the records registry if no longer required, or confirmation that files are being retained. Staff are also asked to include file number or relevant title on documents to ensure it is indexed to the preferred file.

## Disclosures and Compliance

### **3. Whether the efficiency and effectiveness of the recordkeeping training program has been reviewed or alternatively when this is planned to be done.**

---

An annual internal Customer Satisfaction Survey was conducted in April 2015 to establish the level of satisfaction and possible areas for improvement of the BGPA's record management practices. The outcome of the survey demonstrated that the majority of respondents were "very satisfied" or "satisfied" with recordkeeping practices.

The BGPA also conducted a review of the efficiency and effectiveness of the BGPA recordkeeping training program, the majority of respondents were "very satisfied". BGPA will continue to review this annually.

### **4. Assurance that the organisation's induction program addresses employees' roles and responsibilities in regard to their compliance with the organisation's recordkeeping plan.**

---

Employees' roles and responsibilities in relation to recordkeeping practices are included in the induction package provided to all new employees. Managers are responsible for identifying and implementing the required level of recordkeeping training. One-on-one records management training is provided for new employees.

The RTIM will replace the current records management induction brochure and will assist both new and existing employees with their recordkeeping responsibilities.

## Disclosures and Compliance

# Government Policy Requirements

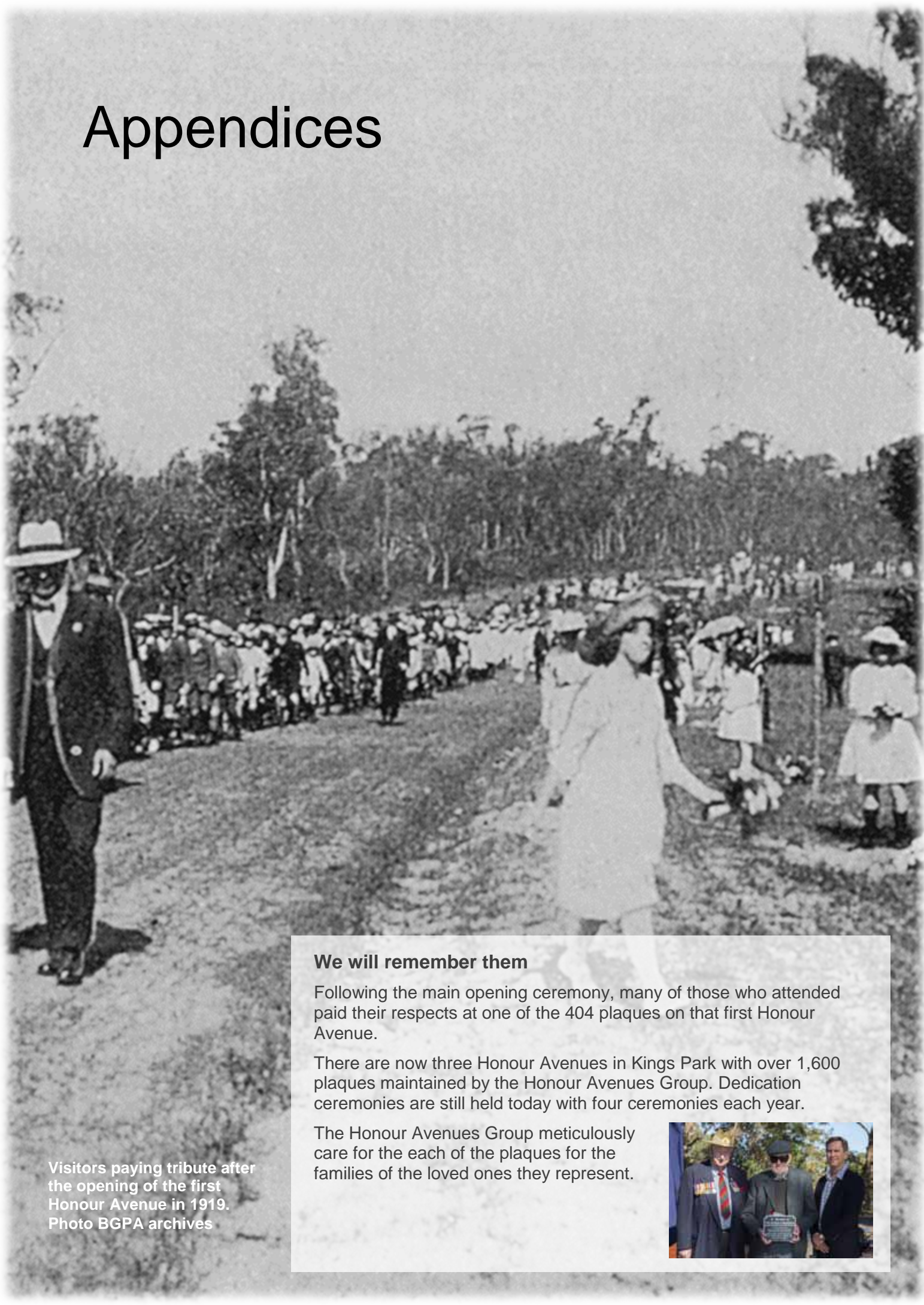
## Substantive Equality

The BGPA is not required to report on this issue as it is represented at portfolio level in the Strategic Management Council and does not have any obligations under the substantive equality framework.

However, the BGPA is committed to the principals of Substantive Equality and aims to promote the objectives of the framework through its organisational policies and procedures including but not limited to:

- Workforce Plan 2012-2017
- Disability Access and Inclusion Plan 2012-2017
- Reconciliation Action Plan 2013-2018

# Appendices



Visitors paying tribute after the opening of the first Honour Avenue in 1919.  
Photo BGPA archives

## **We will remember them**

Following the main opening ceremony, many of those who attended paid their respects at one of the 404 plaques on that first Honour Avenue.

There are now three Honour Avenues in Kings Park with over 1,600 plaques maintained by the Honour Avenues Group. Dedication ceremonies are still held today with four ceremonies each year.

The Honour Avenues Group meticulously care for the each of the plaques for the families of the loved ones they represent.





# BGPA Stakeholders

## BGPA Volunteers

Friends of Bold Park Bushland Inc; Friends of Kings Park Inc; Honour Avenues Group; Kings Park Volunteer Guides Inc; Kings Park Volunteer Master Gardeners.

## BGPA Sponsors

BHP Billiton Iron Ore; Friends of Kings Park Inc; Lotterywest; Rio Tinto Iron Ore; Santos; Synergy; Variety WA; West Australian Newspapers.

## BGPA Commercial Operators

Aboriginal Art Gallery; Aboriginal Productions; Fraser's (including Botanical Cafe, Fraser's Kiosk, Fraser's Restaurant and Function Centre and the State Reception Centre); Indigenous Heritage Tours Kings Park; Mellen Events; Moonlight Cinema; Next Generation Kings Park; Royal Kings Park Tennis Club; Perth City Sightseeing; Prompt Corner; Stickybeaks Cafe; Zamia Café.

## Associated Volunteer and Community Organisations

Birdlife Australia Inc; Cambridge Coastcare; Returned and Services League of Australia WA Branch; Vietnam Veterans Association; WA Branch Vietnam Veterans; Memorial Trustees Wardens of the State War Memorial; Wildflower Society of Western Australia.

## Natural History Institutions

Adelaide Botanic Garden; Arriyadh Development Authority; Australian National Botanic Gardens; Australian Seed Bank Partnership; Korean National Arboretum; Millennium Seed Bank; Royal Botanic Gardens; Kew UK Royal Botanic Garden; Sydney Royal Botanic Gardens Melbourne.

## Local, State and Federal Government

AGWEST; Building Management and Works; City of Perth; City of Nedlands; City of Subiaco; CSIRO; Department of Aboriginal Affairs; Department of Agriculture and Food; Department of Commerce; Department of Finance; Department of Fire and Emergency Services; Department of Planning; Department of Parks and Wildlife; Department of Premier and Cabinet; Department of State Development; Department of Transport; Department of Treasury; Department of Veterans' Affairs; Horizon Power; Main Roads WA; Office of the Auditor General; Perth Zoo; Public Sector Commission; Public Transport Authority; Rural Industries Research and Development Corporation; Shire of Bruce Rock; Shire of Corrigin; Shire of Westonia; State Solicitors Office; Swan River Trust; Tourism WA; Town of Cambridge; Water Corporation; WA Planning Commission; WA Police; Western Power.

## Private Organisations

Alcoa World Alumina/Alcoa of Australia; Alinta Gas; Austem; Australian Orchid Foundation; BHP Billiton Iron Ore; Birla Nifty Pty Ltd; Catalpa Resources (Westonia Mines Ltd); Cliffs Asia Pacific Iron Ore Pty Ltd; Cockburn Cement; Fortescue Metals Group Pty Ltd; Grange Resources Limited; Griffin Coal Mining Company Pty Ltd; Jandakot Airport Holdings; Karara Mining Ltd; Newcrest Mining (Telfer); OZWEST Pty Ltd; Ramm Botanicals; Rural Industries Research and Development Corporation; Rocla Quarry Products; Shark Bay Resources Pty Ltd; Sinosteel Midwest Corporation Ltd; Trawalla Foundation; Umwelt; USDA Agricultural Research Service; Oregon USA; WAFEX; Wollaston College; Worsley Alumina.

# Appendix 1



## **Schools and Universities**

Australian National University; Curtin University; Edith Cowan University; Kasetsart University, Thailand; Max Planck Institute of Colloids & Interfaces, Germany; Murdoch University; Oregon State University, USA; Sheffield University, UK; St Louis University, USA; University of Cape Town, South Africa; University of Georgia, USA; University of Madrid, Spain; Università di Napoli Federico II, Italy; University of Noumea; University of Pavia, Italy; University of Regensburg, Germany; The University of Western Australia.



# Volunteer Group Reports

## Honour Avenues Group

The plaques in Kings Park's Honour Avenues sit poignantly against a backdrop of eucalypt trees, each bearing the details of over 1,600 Australian service personnel who died during war service and were either buried overseas or have no known graves. Relatives often come to pay their respects on important days of the year including birthdays, the anniversaries of deaths and Anzac Day.

The Honour Avenues Group, members of a sub-committee of the Highgate RSL, have taken special care of these plaques since 1922. The Group currently has 16 former service personnel dedicated to ensuring the plaques within the Honour Avenues are maintained and presented at the highest level, and accept applications from families for new plaques.

Each year, at May Circle, the Honour Avenues Group holds four Plaque Dedications with with approximately 10 new plaques dedicated at each service. The Dedications provide families with a formal ceremony in which to remember their relative and the supreme sacrifice they made.

Each plaque application is processed and service records are checked before the scripts are sent to the foundry for the plaques to be made. The plaques are checked for faults then given four coats of primer, base and finishing paint before the final touch of two layers of silver to the lettering.



After the dedication, the plaque and unit, or service branch, colour patches are attached to the white posts which are prepared with a white ant treatment and several coats of white paint and they are ready for placement beneath the selected trees.

Where possible, plaques are placed near relatives, or with men of the same unit, squadron or ship, together. The maximum number on any one tree is three.

Aside from new plaques, the group provide ongoing care and maintenance to existing plaques, routinely checking the Honour Avenues for signs of damage or leaning posts (mainly caused by parking vehicles), or plaques that need to be cleaned or restored. As the centenary year of Anzac approached, the Honour Avenues received significant community interest in the plaques as families searched for information on their relatives. Ken Jones of the Honour Avenues Group has worked closely with BGPA website staff for nearly five years on a project to bring these plaques to life online.



Launched on 7 April 2015, the database, that has been carefully researched, checked and maintained by the Honour Avenues Group for almost a century, is now available on the BGPA's website with the particulars of all personnel who have a plaque within the Honour Avenues, a photo of each plaque and its location.

### Lest We Forget

#### The men and women of the Honour Avenues Group



## Appendix 2



### Friends of Bold Park Bushland

In the past year the executive committee of the Friends of Bold Park Bushland has: produced three newsletters; communicated with members and the public via our office phone, email and website (we are part of the BGPA's site); liaised with other 'Friends of' groups and networks in our district, as well as the Conservation Council and the Urban Bushland Council; provided the BGPA with feedback on its planning and management activities in the park; and maintained an office located at Perry House.

#### Guided Walks Program

Our guided walks program began four and a half years ago. Three morning walks were held each month, with more in spring and none in December. In summer we held two sunset walks each month.

Our team of eight trained Volunteer Guides generally started their walks from the Tuart Car Park and took their walkers up to Reabold Hill and back, although the walks with larger numbers, those in spring and summer, began at the Ecology Centre, as it has a larger car park. Last August we also provided walks along Balga Trail off Rochdale Road, to view the natural regeneration in the area that was burnt in a bushfire in March 2012; and other walks used Camel Lake Trail, where walkers observed the woodland and wetland vegetation along this more sheltered route.

Thirty two walks were provided between July 2014 and June 2015, with a total of 315 walkers attending. The sunset walks were the most popular, with the most popular attracting 37 people. But walk numbers in other seasons can also be large, with 26 attending a walks during the July school holidays in 2014.

The Guides have obtained microphones to assist with walks which generate large attendances. Most people found out about the walks from monthly articles published by the local 'Post' newspaper, and from the BGPA's website, as well as by word-of-mouth, as our friendly and knowledgeable guides are getting a good reputation. A significant number of walks were attended by people who had been on several walks; some had been on as many as five walks.

The guides enjoyed an informative presentation from Trevor Walley, a local Noongar who told them about the use of plants found in the park, and about the lifestyle of the original inhabitants of the district. This was part of their Continuing Education Program, which provides the guides with new information to share with walkers.

#### Bushcare Activities

Worked closely with Bold Park staff, our bushcare efforts were focused in the Eastern Gateway site, just inside the Tuart Car Park entrance on Perry Lakes Drive. We have been active in this highly-visible park entrance area for over 20 years. During this year we have organised shirts and name badges for our bushcare team, so that other park users can identify them as Friends when they are working in the bush.

Throughout last winter, a team of eight Friends worked two mornings per month, concentrating on removing Euphorbia and Pelargonium from our site.



## Appendix 2



Last June, 1,800 seedlings were planted. Planters comprised four BGPA staff members and eight members of the Friends, one of them new. We recorded the survival rates for the plantings, meeting at the end of the season to scrutinise individual sites. Seed collecting sessions were held in summer. Seed was collected from *Acacia pulchella*, *Anigozanthos manglesii*, *Gompholobium tomentosum*. These will be grown to provide plants for future planting in the park.

### **Adopt-a-Highway Program**

We have continued with the Adopt-a-Highway program. A small but keen group met quarterly to collect rubbish from the highly-visible West Coast Highway frontage of the park. About 20 – 30 large bags of rubbish were collected each time and were later picked up by Town of Cambridge staff. This valuable activity helps to keep this prominent edge of the park looking cared for and respectable.

### **Bird-banding Program**

Since 1989 dedicated ornithologists have been studying the bird populations of Bold Park. This has involved capturing birds in mist nets, taking their measurements, applying leg bands, and then releasing them, a process which does not harm the birds.

Some species, such as white-cheeked honeyeaters and silvereyes, had red bands placed on their legs, making them easy to spot later without being captured. The project is currently run by volunteers who have training in this area, and who have permission to undertake the banding.

The project collected information about the birds that are found in Bold Park as well as birds' use of other remnant bushland and gardens. Banding also took place at Rottnest Island, Herdsman Lake, Pelican Point and Shenton Bushland. Part of the project will help to determine if species are moving between Bold Park and Herdsman Lake, along the route of the Stephenson Highway road reserve.

In the last year our Bold Park bird banders were able to replace worn out equipment with the assistance of a \$9,000 grant from Lotterywest.

It is hoped that over the next few years the Friends can introduce more 'citizen science' activities that the public can be involved in, such as monitoring 'climate change marker plants species'.

### **Thanks**

Thanks to all the BGPA staff who have assisted us in the past year, especially to Melissa Mykytiuk and Veronica Newbury. Thanks are also due to all our active members – those on the Executive Committee, our bushcare team, our highway rubbish pickup team, our Guides and our new bird banding team. Thanks to all who have worked so hard over the past year to support the continued protection of Bold Park as a fantastic conservation and recreation resource.

**Stephanie Clegg**  
**President, Friends of Bold Park Bushland (Inc)**



### Friends of Kings Park

The 2014-15 year has been one of consolidation as we continued to partner with BGPA to provide all visitors to the park with an experience unequalled in any other park within Australia.

The Friends of Kings Park was established in 1993 to involve the community in its vision for Kings Park and Botanic Garden as a special place for people and plants.

Specifically, the Friends of Kings Park supports the work of BGPA by active participation in conservation, bushland management and horticulture; education and promotion, assisting research; and support for special projects in Kings Park.

In addition to support provided to the BGPA through our normal activities, the Friends provided \$30,000 towards the cost of conducting the Boab Seed Expedition throughout the Kimberley in June 2015. This six-week expedition celebrated the 50<sup>th</sup> anniversary of the Kings Park Botanic Garden, Australia's only public botanical garden devoted to native plants. The expedition was led by Luke Sweedman and collected seed from many boab trees for use not only within Kings Park, but also to send to the Millennium Seed Bank at the Royal Botanic Gardens in Kew, London. Luke was accompanied on part of the expedition by Friends, Martin Revell and Liz Millward.

As part of our annual education program and as a lead in to the 2014 Kings Park Festival, the Friends present the Festival Address. On 1 September 2014, members of the public and members of the Friends were provided with the opportunity to hear John Patrick of ABC's television series Gardening Australia provide a very entertaining and informative presentation, entitled 'The potential for garden tourism in Australia'. In addition to the address itself, there was a good opportunity prior to the presentation to meet John and share in some food, drink and camaraderie. John provided us with some very good examples of garden tourism from around the world, generating considerable thought and discussion.

Friends, by partnering with Lotterywest have also continued to help BGPA, through providing funds for the 2014 Festival and the Botanic Terraces and Community Pavilion.

#### Management Committee

While our financial year aligns with that of the BGPA, our AGM is held in October and this invariably leads to changes within the Management Committee. The committee members throughout the financial year were:

	Jul – Oct 2014	Nov 14 – Jun 15
President	Bob Bunney	Bob Bunney
Vice President	Pippa Moodie	Pippa Moodie
Treasurer	Liz Millward	Liz Millward
Committee Member/ Magazine Editor	Tony Scalzo	Tony Scalzo (resigned May 2015)
Committee Member	Val Gough	Val Gough
Committee Member	Alex Hew	Alex Hew
Committee Member	Kim Smith	Kim Smith
Committee Member	Andrea Hawkes	
BGPA Liaison	Larr Rose	Larr Rose

At the October 2014 AGM, there were two members of the Management Committee who did not re-nominate for a position, Martin Revell and Andrea Hawkes.

Martin had been a Management Committee member for over 13 years, including five years as Vice President and five years as President. Over those years, he has always been active at our plant sales, helping with set up, during the sale on the heavy truck and in the break down at the end. Martin's hard work was recognised in 2013 with the award of a deserved, Life Membership.

## Appendix 2



Andrea Hawkes had spent a most productive year with us and was of considerable help with the deliberations over the new Constitution. Her expertise and advice were most valuable and kept us on track.

More recently, in May 2015 Tony Scalzo resigned after 18 years on the Committee. While he has left the Committee, Tony continues in his other roles with the Growing Friends, the Horticulture sub-committee, editing the magazine and providing assistance with raising the profile of fundraising, especially through the magazine.

To Martin, Andrea and Tony, your work in support of the Friends over the years is acknowledged. Your absence will be felt. The Friends and Kings Park have been enriched by your contribution.

The Friends' membership has remained strong and totals 1,232, comprising 1,115 community members and 117 BGPA staff members.

The quarterly plant sales have become a public institution and continue to attract a large group of buyers, with gross sales exceeding \$141,631. While the dollars are important in providing us with the means to assist BGPA with projects throughout the Park, what is as important is the promotion of our native plants and their use more widely in gardens throughout the metropolitan area.

The Skyshow on Australia Day continues to be a great success and this year, the Friends collected \$7,099 which formed part of our funding for the Boab Seed Expedition. Donations of a further \$9,020 were received from visitors who used the Lotterywest Federation Walkway throughout the year.

### Scholarships

The Friends of Kings Park has three scholarships to award on an annual basis:

**The Vic Galea Scholarship** is awarded to a staff member of BGPA, including PhD students employed in Kings Park, for career development opportunities, ie studying and comparing work related methods in other relevant organisations.

**The Tom Alford Scholarship** recognises the years of dedication and leadership Tom has given to the Friends. The scholarship provides opportunities for members of the Friends of Kings Park by funding travel scholarships to enhance their involvement with the Park.

**The Mary-Rose Paterson Scholarship** is funded from an endowment fund set up in lasting memory of Mary- Rose Paterson, a long time Friend of Kings Park. The scholarship is available for award to any Kings Park volunteer for the promotion of Kings Park by carrying out study or research, or through attending conferences.

The 2014 scholarship recipients were:

Marcelle Broderick, Director of Business and Visitor Services at BGPA was awarded, the Vic Galea Scholarship to attend the 9<sup>th</sup> BGCI International Congress on Education in Botanic Gardens from 26 April to 1 May 2015 in St Louis, Missouri. The theme of the 2015 Congress was 'Biodiversity for a Better World: Wild Ideas Worth Sharing'. The event provided botanic garden representatives with an opportunity to think creatively about reframing biodiversity in ways that are relevant to people's lives, to connect and learn from others, to challenge each other, and strengthen the impact of Botanic Gardens and in particular the education aspects of Botanic Gardens in the local and global community.

George Bray, a Friends volunteer, was awarded the Mary-Rose Paterson Scholarship to conduct filming of guided tours, activities and interviews with key personnel throughout Kings Park. George then prepared a video as well as a range of short video clips, which will assist the Friends in communicating with the public about the breadth of biodiversity within the Park and also describe ways that people can become involved in the park.

## Appendix 2



Liz Laurie, Friends Office Administrator, was awarded the Tom Alford Scholarship to travel to the ACT to work with Stepsoft Pty Ltd in the development of a new members' database which will enhance the productivity of the office, facilitate communication with either small groups within the Friends membership or across the Friends membership as a whole. The software will also enable the Friends to provide a membership database to other BGPA volunteer organisations at low cost.

### Support and funding for Other Projects

The Friends have continued their long term community partnership with Lotterywest which over the past 22 years has attracted over \$10 million in grants for Kings Park projects. During the year, Lotterywest provided a grant in support of the 2014 Kings Park Festival of \$100,000.

Prior to the official opening of the 2014 Festival by Environment Minister, Albert Jacob on 7 September 2014, I was privileged to meet the Minister to receive from him a cheque, representing a Lotterywest grant to the Friends of \$1,867,500 for the Botanic Terraces and Botanic Pavilion project; the Friends gift to the community as part of the 50<sup>th</sup> anniversary of the Western Australian Botanic Garden.

With construction commencing in March 2015 and scheduled for completion in September 2015, the Botanic Terraces and Botanic Pavilion is expected to be opened by the Premier on 4 October 2015, the 50<sup>th</sup> anniversary of the opening of the Botanic Garden.

Strategically located adjacent to the Botanic Garden entry, the Botanic Terraces sweep across the rolling hillside culminating at the Botanic Pavilion perched on the crest of the Mt Eliza escarpment, offering expansive views over the Swan and Canning rivers and beyond to the Darling Scarp.

### Friends' Groups Activities



The Growing Friends continue to be involved in a diverse range of activities throughout the year, from propagation of plants, production of the majority of plants for our plant sales and supporting the sales either in assisting in set up, working during the sale, or in dismantling the benches and infrastructure after the sale is over.



The Orchid Growing Group assists the BGPA's science staff with repotting of the orchid collection and the plants are multiplying and growing strongly in the glasshouse. The Group would like to thank Dr David Merritt, Dr Kingsley Dixon, Dr Shane Turner, Dr Adam Cross and Grady Brand for their dedication and guidance throughout the year.



The Bushland Carers Group is the quiet contributor to the bushland as all the hard work takes time to come to the attention of visitors. The members of this group have been involved over a long period of time and the committee thanks them for their dedication and effort. The Committee sincerely thanks Alex Hew for his leadership role as well as the BGPA staff for their support of this group.

The Botanic Garden Carers assist in providing a major show of plants to visitors by assisting in replanting and weeding the gardens, to ensure the visitor experience to Kings Park is enhanced by the species on display. They have had a busy year in preparation for the 50<sup>th</sup> Anniversary of the Botanic Garden.

## Appendix 2



The Naturescapers Group was formed to be actively involved in the daily operations of Rio Tinto Naturescape Kings Park and we now have 18 Naturescapers, although this number is down from last year. There are plenty of opportunities for new members to volunteer in this area.

The Office Carers continue to ensure all members receive their newsletters and magazines on time. The group meet at the Main Lodge regularly to pack all the envelopes with the monthly information and new member packs.

Having only been established this year, the Climatewatch Group has gone from strength to strength under the guidance and due to the hard work of Ella Meiklejohn. Close relationships are being developed with the UWA to utilise trails set up within the grounds of UWA and for UWA students and Climatewatch members to monitor Kings Park trails.

National Volunteer Week was celebrated by the friends on 14 May by the awarding of Certificates of Merit to Phyllis Bentley and Melva Bendall; Certificates of Service to Rosemary Markwell, Sally Harvey and Audrey Wright: and Certificates of Appreciation to Glenn Pegrum and Nini Loh.

### **Magazine/Calendar**

The 2015 Friends of Kings Park Wildflower Calendar was again a great fundraising success. Once again, special thanks are owed to our Magazine Editor, Tony Scalzo, ably assisted by Chris Olney and Graphic Designers, Rosalie Tanner and Ji Min who have created a wonderful calendar and quarterly magazine.

We would also like to thank photographers, Dr Mark Bundrett, Ryan Glowacki, Tony Scalzo, Beth Baker, David Blumer and Wendy Forrest for their contributions to the calendar, as well as our new Banksia Corporate member, Enchanted Films for their assistance in producing issue 90 of For People & Plants which celebrated the 50<sup>th</sup> Anniversary of the Botanic Garden.

### **Botanic Gardens and Park Authority**

On behalf of the Friends of Kings Park, I take this opportunity to acknowledge and thank Chief Executive Officer, Mark Webb, Director of Business and Visitor Services, Marcelle Broderick and all the BGPA staff for the support they provided to the Friends and Friends' Groups, throughout the year.

### **Staff and support to the Friends**

To our Jarrah corporate members, Lotterywest, Water Corporation, and Rio Tinto; our Banksia corporate members, Picton Press, Fraser's Kings Park and Enchanted Films; and our Kangaroo Paw corporate members, Harris Organic Wines and ASA Cultural Tours, thank you for your ongoing contribution and support.

Thank you also to the Friends Office Administrator, Liz Laurie and Marketing and Events Officer, Tammy Pinkerton for the support provided to the Committee and myself, and thanks to our Management Committee for the work that it continues to carry out on behalf of the membership and the Park.

We greatly appreciate the continued assistance, accounting advice and hard work provided by Bruce Donald, the Friends' Auditor.

Lastly, I would like to thank all our members, who contribute in so many ways and without whom we would not be able to support Kings Park to the extent that we do.

It is a pleasure to represent our members and their involvement, energy, commitment and the enthusiasm and life they bring to the Friends is sincerely appreciated.

See you in the Park.

**Bob Bunney**  
**President, Friends of Kings Park**



### Kings Park Volunteer Guides

The Kings Park Volunteer Guides celebrated their 30<sup>th</sup> anniversary in August 2014 with a sundowner at Zamia Café. Many of the special guests were instrumental in setting up the Guides in 1984.

A 14 week training program was run from March to June when 30 new Guides graduated and started their transition period. This brings the number of current Guides to 140, which are needed to continue serving Kings Park and the public as the number of walks has been increased to three each day, throughout the year.

During the last twelve months, the Guides in the Visitor Information Centre (VIC) have carried out 7,800 hours of regular duties, addressing visitor enquiries and on guided walks. In addition Guides have given over 4,300 hours on extra duties, making a total of 12,100 volunteer hours. These include Committee meetings and the accompanying work involved:

- Organising and implementing Guide assessment (Team for Evaluating Guides)
- Compiling rosters for duties
- Publishing the Guides newsletter
- Organising ongoing education and refresher walks for Guides
- Coordinating the Guides' lending library, reference books and files
- Flower arranging for displays in the VIC
- Arranging visits to places of historical, botanical or social importance.
- Planning and conducting the 2015 training course
- Planning a suitable celebration and publicity for the 30th anniversary.

### Committee

The committee meets 11 times a year, before the monthly general meeting. Each member has several areas of responsibility and some represent sub-committees. The 2014 committee is:

Kings Park Guides Committee 2014-15	
President	Barbara Pelly
Vice President	Tony Lightman
Secretary	Robyn Cooper
Treasurer	Ian Wildy
Committee Members:	Roz Hood
	Flora Kendall
	Carol Newton-Smith
	Chris Olney
	Chris Rowley
	Maryllis Green-Armytage (January to May 2015)
	Rachel Craven (from June 2015)
	Glenda Prideaux, ex-officio (resigned December 2014)

## Appendix 2



### Visitor Information Centre

The Kings Park Visitor Information Centre opens daily (except Christmas Day) from 9.30 am to 4 pm. Two Guides are on duty for each of the two shifts covering the opening hours.

The display areas allow visitors to view large posters and photographs of features of the park and to browse a range of maps and brochures. A regular update of important notifications regarding the park is provided by the Park Management Officers, who visit twice daily to liaise and collect lost property.



The lightweight folding wheelchair purchased by the Guides for free use by visitors continues to be a great help to visitors and was used 89 times during the year. There is a video display of park scenes, a display of botanical items of interest and at least two large flower arrangements displaying flowers currently blooming in the park, and arranged by a roster of Guides.

A daily record is kept of visitor contacts. The statistics for the year show a total of 51,911 contacts and phone calls compared with 50,063 in 2013-4. The voluntary donation box in the Information Centre has yielded \$2,814.85 for the use of the BGPA.

### Free Guided Walks



We offer free guided walks every day at 10am, noon and 2 pm. The regular walks offered are the Botanic Garden Walk and the Past and Present Walk, focusing on the historic Fraser Avenue area. Other walks vary according to the time of year. Walks into the bushland start in winter and the Nature Trail is a focus during the annual Kings Park Festival.

The three free walks a day during the festival are increasingly popular with 2,341 visitors participating in the September walks in 2014 (1,807 in 2013). Guides also assist park

horticulturalists when they deliver special walks as part of the festival. In 2015, Guides supported horticultural walks in French, Chinese, Japanese and Vietnamese conducted by park staff fluent in these languages.

When required, Guides also undertake Walks by Request for groups of larger than 10 in number or people with special interests. The BGPA has a small per capita charge for these walks.

During this year 8,228 visitors went on Guided walks, compared with 7,694 in 2013-14

### Health and Safety

The Guides cooperate closely with BGPA staff who have the statutory duty of ensuring that health and safety requirements are met. Guides are mindful of visitor safety when walking and advise them of possible risks at the start of walks. Guides carry a two-way radio or mobile phone with them on walks.

Afternoon guided walks may be cancelled by the BGPA on days which are rated Very High Fire Danger or have other adverse weather warnings issued by the Bureau of Meteorology. This information is posted on the BGPA website. If conditions are judged pleasant and safe, however, the Guides on duty may choose to do the noon and 2 pm walks, at their discretion. On extremely hot days, or fire warning days Guides have the option to offer shorter walks restricted to shady areas.



## Appendix 2



### Further Education

All Guides are expected to keep their knowledge and skills up to date, and know the latest relevant information about the park and the flora. To this end, we use a group email notification so that important information can be circulated rapidly. Every month the Park Management Officers produce briefing notes which Guides need to read at the start of each duty.

We also have 10 general meetings which Guides are strongly encouraged to attend. Talks are presented by guest speakers or Guides who have particular expertise. Speakers this year included John Dell on the birds in the park, Peter Wilshaw on dragonflies, Greg Nannup on Wadjuk heritage and Kingsley Dixon, just prior to his resignation as BGPA's Director of Science. We are grateful to BGPA staff, fellow Guides and experts from beyond the park who give freely of their time and knowledge.

A week after each meeting a walk is held to follow up the topic and improve knowledge of different areas. A summary of the walk and talk was published in the monthly newsletter and mailed to all Guides, Associate Guides and relevant BGPA staff. The high quality newsletter also includes other information and photographs of interest to Guides.

### Training

A 14 week training course for new Guides was run on Wednesday mornings from March 2015, and 30 Guides started their 3 month transition period on 17 June. They will be fully fledged Guides able to take walks on their own during the September Festival.

All new recruits had praise for the professionalism and relevance of the training course run by a group of experienced Guides: Brenda Mowe, Doug Hooton, Margaret Smith, Caroline Hooper, Robyn Cooper, Pam Heath and Bill Kerns, with help from many others including 16 mentors.



### Evaluation

The compulsory programme for the evaluation of Guides has continued to ensure that the standard of our performance matches the expectations of the BGPA and visitors.

The Team to Evaluate Guides is a group of elected experienced Guides, who give voluntary time to observe and assess the work of their peers, in the Information Centre and on walks. The assessor then gives confidential feedback, usually over a cup of coffee, and may also offer guidance and support and listen to any problems or suggestions the Guide may want to put forward. After 18 months of this two-year cycle, the majority Guides have been evaluated

The Comments Book entries written by visitors in the VIC reflect their reaction to the beauty of the park, and often compliment the Guides who lead the walks and offer assistance.

### Uniforms

As much of our time is spent outdoors, our uniform shirts have long sleeves and we are encouraged to wear the wide-brimmed hats provided and wear sunscreen. This is an important example to the public. The BGPA provides sunscreen in the VIC for use of Guides and visitors.

Guides are provided with a green uniform shirt with the BGPA logo fully visible, a hat and a bag as well as a personal name badge. This uniform gives conformity to the professional appearance of the Guides and allows them to be easily recognisable on duty.

## Appendix 2



### **The Lodge**

The main Lodge at the Fraser Ave entry to the park continues to be used by all the volunteer groups. The Guides have their own office with computer and printer, and part of a storage area, as well as access to a central area with photocopier, library and a meeting room. Having all the volunteer groups in the same building encourages friendly interaction and cooperation. Help from the Friends of Kings Park staff is freely given and much appreciated.

### **Community Involvement**

The Climatewatch project, initiated by a small group of Guides in 2012, has been handed over to the Friends as an extra volunteer group.

### **Acknowledgements**

A number of Guides have achieved service milestones this year. At the 30<sup>th</sup> Anniversary celebration, Cynthia Playford, a founding member, was awarded her 30 year badge. Beth Hannaford had completed 25 years; Jane Tucker, Georgie Dodge and Harry Pearson 20 years; Renate Chandler, Ross Cocks, Nancy Cornish, Barbara Kent and Jeannine Russell 15 years. Nine others were awarded ten year badges at the Christmas party.

At the annual June day meeting this year, four Guides were awarded Life Membership for their significant service over an average of 20 years: Rachel Craven, Jim Davies, Georgie Dodge and Jeremy Hall.



The Guides sincerely thank Mark Webb, CEO and the Directors, Marcelle Broderick, Kingsley Dixon and Lesley Hammersley for their ongoing support and encouragement. Grady Brand and his horticultural team are always readily available for advice and help.

We are grateful to all members of the Visitor Services Team led by Jacqui Kennedy, who have provided effective liaison between the BGPA Management and the Guides. We also thank the Administrative Assistants and the Park Management Officers who assist in our day to day guiding work. Special thanks are due to the Volunteer Coordinator, Larr Rose who has worked consistently to support us, particularly in recruiting new Guides and facilitating the training programme.

**Barbara Pelly**  
**President, Kings Park Volunteer Guides**



# Kings Park Volunteer Master Gardeners

## Home Gardening and Public Contact

Advice to home gardeners about growing native plants continues to be the main objective of the Volunteer Master Gardeners (VMGs). Opportunities for home gardeners to ask questions are provided three times a week by contacting the Gardening Advisory Service; monthly, by attending Dig it with Coffee sessions; quarterly, at the Friends of Kings Park plant sales and annually during the Kings Park Festival. Talks are given to social and gardening groups speaking about Kings Park or about native plants. The Friends of Kings Park includes a regular VMG article in their quarterly magazine For People & Plants.



## Training and Further Education

Following the training course conducted in 2013-14, 16 interns completed the required number of service and contact hours and received their certificates and badges this year.

## Volunteer Science Garden

An initiative in 2013 was the development of the Volunteer Science Garden near the glasshouses. The Science Garden continues to be planted and maintained. Planting and survival rates are monitored and recorded, and a map of plants has been initiated.

## Bush Garden

The Bush Garden continues to be planted and maintained without additional water or fertiliser. Growth of plants, flowering periods, survival rates and natural recruitment are monitored.

## Translocation

A BGPA translocation project establishing *Eremophila resinosa* plants on a mine site at Westonia involved VMGs working with Bob Dixon (Manager, Biodiversity and Extensions)—planting, monitoring and data processing. 2015 saw the completion of the Westonia site. The last recordings were taken in May 2015 and a final inspection made at the end of June 2015.

Bob Dixon would like to thank the 20 plus VMGs who have contributed time and effort into the translocation sites which included Corrigin, Bullaring, Hartley's, Ardath, Beenup, Perth Airport and Westonia. Their ability to improvise, clean kitchens, cook, sleep without electric blankets in damp/cold motels and the green house while all the time working at planting and measuring in the rain or fly ridden heat are duly noted. A special thanks to Jill Hughes who was never able to visit these sites but her work at compiling the recordings made the projects live.

Unfortunately with Bob's retirement this work and play has finished.

## Assistance to Science staff and students

Members assist staff and post-graduate students working in the Science and Horticulture and Conservation Divisions by responding to requests for help with a wide range of activities. These include determining seed viability, cleaning seeds, potting-up plants, weeding, data entry, and supporting projects such as plant development. BGPA provides directions for staff and volunteers to guide this cooperation.



## Appendix 2



### **Plant development**

The VMGs are involved with Kings Park plant development, helping BGPA plant breeders to work on several species—cleaning seeds, propagating, potting up, collecting pollen, cleaning labels and maintaining the area.

### **Bushland planting**

VMGs and Interns had the opportunity to assist the BGPA Environmental team with restoration planting.

### **Further Education**

Monthly talks at General Meetings were held during the year for all members.

### **Acknowledgements**

We sincerely thank the BGPA Directors and staff for their ongoing support. We give a special thanks to Professor Kingsley Dixon whose foresight led to the establishment of the Volunteer Master Gardeners group and to Bob Dixon whose mentoring, drive and knowledge will be greatly missed when he retires this year.

### **Heather Waugh**

**President, Kings Park Volunteer Master Gardeners**



# Publications

The BGPA creates and contributes to, many publications throughout the year. All BGPA Annual Reports, Management Plans, strategic publications, legal statements, scientific papers and brochures are available to download from the BGPA's website or in hard copy from the front reception offices in Kings Park and Botanic Garden and Bold Park. Information brochures are also available from the Kings Park Visitor Information Centre. Refer to the Maps, Brochures and Publications section for more information on BGPA publications revised or created in 2014-15.

In addition, a range of botanical, gardening, historical, cultural and children's books are available for sale at Aspects of Kings Park including the following BGPA published books:

- A Joy Forever – The Story of Kings Park and Botanic Garden
- Australian Native Plants – The Kings Park Experience (August 2013)
- Australian Seeds (currently out of print)
- Avenues of Honour (Kings Park Honour Avenues Groups)
- Chunyart and the Cheeky Parrot
- For People and Plants (the monthly Friends of Kings Park Magazine)
- Friends of Kings Park Calendar (annually)
- Kings Park and Botanic Garden: Western Australia (Souvenir Book – reprint 2015)
- Kings Park's Special Trees
- Memorials and Memories
- Perth Plants: a field guide to the bushland and coastal flora of Kings Park and Bold Park, Perth, Western Australia (currently out of print).

## For People and Plants – Friends of Kings Park Magazine

BGPA staff and students regularly contribute to the Friend of Kings Park quarterly publication For People and Plants. This publication provides additional opportunity for the BGPA to communicate the many activities occurring Kings Park and Botanic Garden and Bold Park.

Bunn E and Harris B (2015) Saving a Critically Endangered Native Heath. For People and Plants, Friends of Kings Park Magazine, Issue 88, p 26-29.

Easton S and Davis R (2014) Kings Park Reptiles on the Road to Recovery After Fire. For People and Plants, Friends of Kings Park Magazine, Issue 87, p 13-16.

Elliott C (2014) Who eats Macrozamia Seeds? For People and Plants, Friends of Kings Park Magazine, Issue 88, p22-25.

Glover J (2014) Volunteer Profile. Colin Carson, the Bard of Bold Park. For People and Plants, Friends of Kings Park Magazine, Issue 86, p 15-16.

Glowacki C (2015) Variety Place – in More Ways Than one. For People and Plants, Friends of Kings Park Magazine, Issue 88, p 3-4.

Growns D (2014) New Kings Park Plant Releases for Home Gardens. For People and Plants, Friends of Kings Park Magazine, Issue 87, p 8.

Hammersley L (2014) Facelift for Saw Avenue Picnic Area. For People and Plants, Friends of Kings Park Magazine, Issue 86, p 7.

Hammersley L (2015) Blooming Marvellous! The Western Australian Botanic Garden hits the big five-0. For People and Plants, Friends of Kings Park Magazine, Issue 89, p 3-4.

Hammersley L (2015) From Plans to Reality: Progress on the Depot Upgrade. For People and Plants, Friends of Kings Park Magazine, Issue 88, p 12-13.

## Appendix 3



- Hammersley L (2015) Stepping out in Style. For People and Plants, Friends of Kings Park Magazine, Issue 89, p 5.
- Hammersley L and Meacock K (2014) Bronze Memorial for Brave Firefighters. For People and Plants, Friends of Kings Park Magazine, Issue 86, p 17.
- Maddern R (2015) A Mark of Distinction: A Decade of Achievement for Kings Park CEO. For People and Plants, Friends of Kings Park Magazine, Issue 89, p 16-17.
- Martini D (2014) Banksia Survival a Challenge at Restored Mine Sites. For People and Plants, Friends of Kings Park Magazine, Issue 86, p 27-29.
- Meacock K (2014) The Magic of Nature. For People and Plants, Friends of Kings Park Magazine, Issue 86, p 8.
- Meacock K (2015) The Magic of Nature. For People and Plants, Friends of Kings Park Magazine, Issue 88, p 15-16.
- Merritt D (2014) New Seed Bank a Treasure Trove of Wild Species. For People and Plants, Friends of Kings Park Magazine, Issue 86, p 25-26.
- Sinclair E (2014) Sexual Promiscuity in the Shallows. For People and Plants, Friends of Kings Park Magazine, Issue 87, p 27-30.
- Staffa A (2015) Call-out for a new Dream Team. For People and Plants, Friends of Kings Park Magazine, Issue 89, p 25.
- Staffa A (2015) Citizen Historians Sought to Tell Soldiers' Stories. For People and Plants, Friends of Kings Park Magazine, Issue 89, p 11.
- Staffa A (2015) Out of the Classroom and Into the Wild. For People and Plants, Friends of Kings Park Magazine, Issue 89, p 12.
- Thomas J (2014) Kings Park Aboriculture. For People and Plants, Friends of Kings Park Magazine, Issue 86, p 3-6.
- Thomas J (2015) A Gift for the Trees – Kings Park Transplanting. For People and Plants, Friends of Kings Park Magazine, Issue 88, p 6.
- Thomas J (2015) Dragon Tree Finds new Home in Kings Park. For People and Plants, Friends of Kings Park Magazine, Issue 89, p 18-19.

## Scientific Journals and Papers

### Book Chapter

- Barrett RL (2014) You Are What You Eat: Plant-Insect Synergies in the Kwongan. *In: Plant Life on the Sandplains in Southwest Australia - A global biodiversity hotspot*, UWA Publishing, Australia.
- Byrne M, Hopper S, Thiele K, Coates D, Krauss SL, Sniderman K, Forest F (2014) A diverse flora: species and genetic relationships. *In: Lambers H (ed) Plant Life on the Sandplains in Southwest Australia - A global biodiversity hotspot*. UWA Publishing.
- Merritt DJ and Dixon KW (2014) Seed availability for restoration. 97-104. *In: Bozzano M, Jalonen R, Thomas E, Boshier D, Gallo L, Cavers S, Bordács S, Smith P and Loo J eds. 2014. Genetic considerations in ecosystem restoration using native tree species. State of the World's Forest Genetic Resources – Thematic Study*. Rome, FAO and Biodiversity International.
- Miller BP and Dixon KW (2014) Plants and fire in kwongan vegetation. *In: Lambers H (ed.) Plant Life on the Sandplains in Southwest Australia – A global biodiversity hotspot*. pp. 147-169. UWA Publishing.

## Appendix 3



Phillips RD, Peakall R, Dixon KW (2014) The beguiling and the warty – Pollination of kwongan orchids. *In: Plant Life on the Sandplains in Southwest Australia - A global biodiversity hotspot*, UWA Publishing.

### Refereed Articles

Aronson J, Murcia C, Kattan GH, Moreno-Mateos D, Dixon KW, Simberloff D (2014) The road to confusion is paved with novel ecosystem labels reply to Roy, Hobbs et al. *Trends in Ecology and Evolution*, 29: 464-647.

Bader M, Ehrenberger S, Bitter M, Stevens JC, Miller BP, Chopard J, Rueger S, Hardy G, Dixon KW, Poot P and Zimmermann U (2014) Drought stress physiology of evergreen sclerophyllous broad-leaved trees assessed with the non-invasive magnetic turgor pressure probe. *Physiologia plantarum*, 152: 301-315.

Benigno S, Dixon KW, Stevens J (2014) Seedling mortality during biphasic drought in sandy Mediterranean soils. *Functional Plant Biology*, 41: 1239-1248.

Bohman Björn, Ryan D Phillips, Myles HM Menz, Ben W Berntsson, Gavin R Flematti, Russell A Barrow, Kingsley W Dixon and Rod Peakall (2014) Discovery of pyrazines as pollinator sex pheromones and orchid semiochemicals: implications for the evolution of sexual deception. *New Phytologist*, 203: 939-952.

Bustam BM, Dixon KW, Bunn E (2014) *In vitro* propagation of temperate Australian terrestrial orchids: revisiting asymbiotic compared with symbiotic germination. *Botanical Journal of the Linnean Society* 176: 556-566.

Bustam BM, Dixon K, Bunn E (2015) Proliferation and harvesting of secondary protocorms as a novel means for improving propagation of terrestrial orchids. *Australian Journal of Botany*, 62: 614-621.

Cross A.T., Cawthray G.R., Merritt D.J., Turner S.R., Renton M., Dixon K.W. (2014) Biogenic ethylene promotes seedling emergence from the sediment seed bank in an ephemeral tropical rock pool habitat. *Plant Soil* 380: 73-87

Cross AT, Turner SR, Renton M, Baskin JM, Dixon KW, Merritt DJ (2015) Seed dormancy and persistent sediment seed banks of ephemeral freshwater rock pools in the Australian Monsoon Tropics. *Annals of Botany* 115: 847-859.

Enright NJ, Fontaine JB, Lamont BB, Miller BP and Westcott VC (2014) Resistance and resilience to changing climate and fire regime depends on plant functional traits. *Journal of Ecology*, 102: 1572-1581.

Frick KM, Ritchie AL, Krauss SL (2014) Field of dreams: restitution of pollinator services in restored bird-pollinated plant populations. *Restoration Ecology*. 22: 832-840.

Guerrant EG, Havens K, Fiedler PL, Falk DA, Dixon K (2015) Population structure integral to seed collection guidelines: A response to Hoban and Schlarbaum 2014. *Biological Conservation* 184: 465-466 (Letter to the Editor)

Golos PJ and Dixon KW (2014) Waterproofing Topsoil Stockpiles Minimises Viability Decline in the Soil Seed Bank in a Arid Environment. *Restoration Ecology* 22: 495-501

Guja LK, Broadhurst L, Brown AH, Bush B, Cochrane A, Merritt DJ, Offord CA, Rossetto M, Wallace MJ, Wood J. (2015) Genetic diversity is a significant but not the only consideration for effective ex situ plant conservation: Response to Hoban and Schlarbaum. *Biodiversity and Conservation* 184: 467-468.

Guja LK, Merritt DJ, Dixon KW, Wardell-Johnson G (2014) Dispersal potential of *Scaevola crassifolia* (Goodeniaceae) is influenced by intraspecific variation in fruit morphology along a latitudinal environmental gradient. *Australian Journal of Botany* 62: 56-64.

## Appendix 3



- Iles WJD, Lee C, Sokoloff DD, Remizowa MV, Yadav SR, Barrett MD, Barrett RL, Macfarlane TD, Rudall PJ, Graham SW (2014) Reconstructing the age and historical biogeography of the ancient flowering-plant family *Hydatellaceae* (Nymphaeales). *BMC Evolutionary Biology*, 14: doi:10.1186/1471-2148-14-102
- Kodym A, Clarke I, Aponte C, Turner SR, Bunn E, Delpratt JC (2014) Large-scale micropropagation of the Australian key species *Gahnia radula* (Cyperaceae) and its return to revegetation sites. *Australian Journal of Botany*, 62: 417-427.
- McMahon K, van Dijk K, Ruiz-Montoya L, Kendrick GA, Krauss SL, Waycott M, Verduin J, Lowe R, Statton J, Brown E, Duarte C (2014) The movement ecology of seagrasses. *Proceedings of the Royal Society B*. 281: 20140878.
- Menon A, Funnekotter B, Kaczmarczyk A, Bunn E, Turner SR, Mancera RL (2014) Cold-induced changes affect survival after exposure to vitrification solution during cryopreservation in the south-west Australian Mediterranean climate species *Lomandra sonderi* (Asparagaceae). *Plant Cell, Tissue and Organ Culture*, 119: 347-358.
- Menz MHM, Phillips RD, Anthony JM, Bohman B, Dixon KW and Peakall R (2015) Ecological and genetic evidence for cryptic ecotypes in a rare sexually deceptive orchid, *Drakaea elastica*. *Botanical Journal of the Linnean Society*, 177: 124–140. doi: 10.1111/boj.12230
- Merino-Martín L, Field JP, Villegas JC, Whicker JJ, Breshears DD, Law DJ, Urgeghe AM (2014) Aeolian sediment and dust fluxes during predominant “background” wind conditions for unburned and burned semiarid grassland: Interplay between particle size and temporal scale. *Aeolian Research*, 2014;14:97–103.
- Merritt DJ., Hay F.R., Swarts N.D., Sommerville K.D., Dixon K.W. (2014), Ex situ conservation and cryopreservation of orchid germplasm. *International Journal of Plant Sciences*, 175: 46-58.
- Merritt DJ, Martyn AJ, Ainsley P, Young RE, Seed LU, Thorpe M, Hay FR, Commander LE, Shackelford N, Offord CA, Dixon KW, Probert RJ (2014) A continental-scale study of seed lifespan in experimental storage examining seed, plant, and environmental traits associated with longevity. *Biodiversity and Conservation* 23: 1081-1104.
- Murcia C, Aronson J, Kattan GH, Moreno-Mateos D, Dixon K, Simberloff D (2014) A critique of the ‘novel ecosystem’ concept. *Trends in Ecology & Evolution*, 29: 548-553.
- Nevill PG, Despres T, Bayly MJ, Bossinger G and Ades PK (2014) Shared phylogeographic patterns and widespread chloroplast haplotype sharing in *Eucalyptus* species with different ecological tolerances. *Tree Genetics and Genomes*, 10: 1079-1092.
- Nikabadi S, Bunn E, Stevens J, Newman B, Turner SR, Dixon KW (2014) Germination responses of four native terrestrial orchids from south-west Western Australia to temperature and light treatments. *Plant Cell Tissue and Organ Culture* 118: 559-569.
- Paul SK, Dixon KW and Miller BP (2014) The persistence and germination of fern spores in fire-prone, semi-arid environments. *Australian Journal of Botany*, 62: 518-527.
- Phillips RD, Steinmeyer F, Menz MHM, Erickson TE and Dixon KW (2014) Changes in the composition and behaviour of a pollination guild with plant population size and the consequences for plant fecundity. *Functional Ecology*, 28: 846-856.
- Phillips RD, Bohman B, Anthony JM, Krauss SL, Dixon KW and Peakall R (2015) Mismatch in the distribution of floral ecotypes and pollinators: insights into the evolution of sexually deceptive orchids. *Journal of Evolutionary Biology*, 28: 1.
- Scaffidi A, Waters M, Sun YK, Skelton BW, Dixon KW, Ghisalberti EL, Smith S (2014) Strigolactone hormones and their stereoisomers signal through two related receptor proteins to induce different physiological responses in *Arabidopsis*. *Plant Physiology* 165: 1221-1232.



## Appendix 3



- Sinclair EA, Krauss SL, Anthony J, Hovey R and Kendrick GA (2014) The interaction of environment and genetic diversity within meadows of the seagrass *Posidonia australis* (Posidoniaceae). *Marine Ecology Progress Series*. 506: 87-98.
- Teste FP, Veneklaas EJ, Dixon KW and Lambers H (2014) Complementary plant nutrient-acquisition strategies promote growth of neighbour species. *Functional Ecology*, 28: 819–828.
- Teste FP, Veneklaas EJ, Dixon KW and Lambers H (2015) Is nitrogen transfer among plants enhanced by contrasting nutrient-acquisition strategies? *Plant, Cell & Environment*, 38: 50-60.
- Tomlinson S, Arnall SG, Munn A, Bradshaw SD, Maloney SK, Dixon KW, Didham RK (2014) Applications and implications of ecological energetic. *Trends in Ecology & Evolution*, 29: 280-290
- Westcott VC, Enright NJ, Miller BP, Fontaine JB, Lade JC and Lamont BB (2014) Biomass and litter accumulation patterns in species-rich shrublands for fire hazard assessment. *International Journal of Wildland Fire*, 23: 860-871.
- Williams AV, Nevill PG, Krauss SL (2014) Next-generation restoration genetics: applications and opportunities. *Trends in Plant Science*. 19: 529-537.
- Worth JRP, Williamson GJ, Sakaguchi S, Nevill PG and Jordan GJ (2014) Environmental niche modelling fails to predict Last Glacial Maximum refugia: niche shifts, microrefugia or incorrect palaeoclimate estimates? *Global Ecology and Biogeography*, 23: 1186–1197.



## Appendix 4

# Scientific Research Projects

### Externally Funded Research

- 1 Rocla Quarry Products: Developing sustainable restoration of Banksia woodland communities disturbed through sand quarrying activities (2000-ongoing).
- 2 Department of Parks and Wildlife, Great Southern District: Rare Plant Translocations program for *Grevillea scapigera*.
- 3 Department of Parks and Wildlife, Yilgarn District, Wheatbelt Region Rare Plant Translocations program for *Symonanthus bancroftii*.
- 4 Catalpa Resources (formerly Westonia Mines Ltd) funding for two new translocation sites for *Eremophila resinosa* continues.
- 5 Rocla Quarry Products: Understanding the ecophysiological reasons that underpin Banksia species establishment (2006 - ongoing).
- 6 BHP Billiton Iron Ore Pty Ltd: A major five year project developing a “Seed Atlas for the Pilbara” (2008-2014, atlas publication in 2015).
- 7 Grange Resources Limited: An integrated research program focused on practical outcomes for the ex-situ and in-situ conservation, restoration and translocation of the declared rare flora *Androcalva perlaria* (previously *Commersonia* sp *Mt Groper*) (Sterculiaceae) – a five-year research and development program (2010-2015).
- 8 Griffin Coal Mining Co: Integrated conservation and translocation of *Caladenia lodgeana* project (2009-2015).
- 9 BHP Billiton: Investigation into the effect of topsoil stockpile age and depth on topsoil seed-bank and seedling recruitment (2010-ongoing).
- 10 Rio Tinto: Genetic composition of key tree species at Weeli Wolli Creek (2010-2014).
- 11 Shark Bay Resources: Research of seedling recruitment dynamics of transition zone flora in natural and restored systems (2011-2014).
- 12 Sinosteel Mid-West Corporation Ltd: Developing a restoration research plan underpinning threatened ecological community (2012-2017).
- 13 Birla Nifty Copper Pty Ltd: Vegetation restoration project in the Great Sandy Desert (2012-2015).
- 14 BHP Billiton Iron Ore Pty Ltd: Pilbara Restoration Initiative executive support project (2012-2016).
- 15 Arriyadh Development Authority: Nature conservation strategy plan for the Riyadh region (2012-2013).
- 16 Arriyadh Development Authority: Developing vegetation restoration principles for global arid zones using a major program in Saudi Arabia (2012-2015).
- 17 Cliffs Asia Pacific Iron Ore Pty Ltd: *Ricinocarpos brevis* restoration research program (2013-2017).
- 18 Cliffs Asia Pacific Iron Ore Pty Ltd: *Tetratheca paynterae* subsp. *paynterae* research trial translocation (2014-2015)
- 19 Cliffs Asia Pacific Iron Ore Pty Ltd: *Tetratheca erubescens* habitat study (2014-2015).
- 20 Alcoa of Australia Limited: Residue rehabilitation research project (2014-2015).
- 21 Karara Mining Limited: Research plan of Karara-Mungada rehabilitation and rare species management (2014-2018).
- 22 Fortescue Metals Group: Development of a Framework DNA barcode dataset for Pilbara flora (2014-2015).



## Appendix 4

### Nationally Competitive Projects

1. Broad scale implementation of native grass germination enhancement technologies. Rural Industries Research and Development Corporation research grant PRJ-003853 (2008-2014: total funds \$447,009).
2. Above and below-ground specialisation in Australian orchids and its implications for diversification and vulnerability. ARC Linkage Project: LP110100408 (2011-2014 ARC funds \$460,000). Administering organisation: The Australian National University. Collaborative Partner: Botanic Gardens and Parks Authority.
3. The spatial energetic of pollination failure in habitat restoration. ARC Linkage Project LP110200304 (2011-2016: ARC funds \$629,084). Administering organisation: The University of Western Australia. Collaborative Partners: Botanic Gardens and Parks Authority.
4. Defining biologically significant units in Spinifex (*Triodia* spp.) for improved ecological restoration in arid Australia. ARC Linkage Project: LP120100350 (2012-2015: ARC funds \$549,000). Administering organisation: The University of Western Australia. Collaborative Partners: Chevron Australia Pty Ltd, Rio Tinto, Botanic Gardens and Parks Authority, and Department of Environment and Conservation.
5. The role of mycorrhizal fungi in the nutrition of temperate terrestrial orchids. ARC Linkage Project LP120200464 (2012-2016: ARC funds \$415,000) Administering organisation: The University of Western Australia. Collaborative Partners: University of Sheffield, and Botanic Gardens and Parks Authority.
6. Discovering the molecular mechanisms and origins of karrikin and strigolactone signalling in plants. ARC Discovery Project DP130103646 (2013-2016: ARC funds \$505,000). Administering organization: The University of Western Australia. Collaborative Partner: Botanic Gardens and Parks Authority.
7. Overcoming critical recruitment bottlenecks limiting seedling establishment in degraded seagrass ecosystems: a systems approach to restoration. ARC Linkage grant LP130100155 (2013-2016: total ARC funds \$335,772). Administering organisation: The University of Western Australia. Partner and other organisations: Botanic Gardens and Parks Authority; Cockburn Sound Management Council, BMTT Oceanica Pty Ltd; Mitsui Pty Ltd (trading as Shark Bay Resources Pty Ltd), and Virginia Institute of Marine Science.
8. The chemical, molecular and evolutionary basis of key pollination transitions in Australian orchids and their conservation consequences. ARC Linkage grant LP130100162 (2013-2016: total ARC funds \$398,961). Administering organisation: Australian National University. Collaborative and other partners: Botanic Gardens and Parks Authority, The University of Western Australia, University of Michigan.
9. Ecological and genetic connectivity in seagrasses: the role of sexual reproduction, dispersal and recruitment on meadow restoration. ARC Linkage grant LP130100918 (2013-2016: total ARC funds \$375,331). Administering organisation: The University of Western Australia. Partner Organisation: Botanic Gardens and Parks Authority.
10. The evolution and conservation consequences of promiscuity in plants pollinated by vertebrates. ARC Discovery Project DP140103357 (2014-2016: ARC funds \$935,000). Administering organisation: The University of Western Australia. Collaborative Partner: Botanic Gardens and Parks Authority.
11. Managing ecosystem change requires the integration of above and below ground hydrological processes at relevant scale. ARC Linkage Project LP140100736 (2014-2017: ARC funds \$300,000). Administering organisation: The University of Western Australia. Collaborative Partners: Botanic Gardens and Parks Authority, SpecTerra Services Pty Ltd.



## Appendix 4

12. Advancing cryobanking for propagation-recalcitrant and critically endangered plant species. ARC Linkage Project LP140100993 (2014-2017: total ARC funds \$450,000). Administering organisation: Curtin University of Technology. Collaborative Partners: Botanic Gardens and Parks Authority.
13. ARC Training Centre for Mining Restoration. ARC Industrial Transformation Training Centres IC150100041 (2015-2019/20) ARC funds \$5M). Administering organisation: Curtin University of Technology. Collaborative Partners: Botanic Gardens and Parks Authority, Society for Ecological Restoration (Australasia) Inc, Rocla Quarry Products, Cliffs Asia Pacific Iron Ore Management Pty Ltd., Sinosteel Midwest Corporation Limited, BHP Iron Ore Pty Ltd., Karara Mining Limited, Polaris Metals Pty Ltd.



# Research Scientists and Students

Information about BGPA [science team and their research activities](#) is available on the BGPA website.

## Externally Funded Research Scientists

**Dr Janet Anthony** is the genetics laboratory manager. She also undertakes short-term projects and assists with projects such as the genetic guidelines for the effective ecological restoration of seagrass meadows project.

**Dr Matt Barrett** continues research on a four-year ARC funded project defining biologically significant units in spinifex (*Triodia* spp.) for improved ecological restoration in arid Australia (joint UWA project). He also undertook short-term projects in the Kimberley.

**Dr Russell Barrett** undertook field-work in the Kimberley and Pilbara regions in preparation for several books, including the Pilbara Seed Atlas, and articles on Western Australian native flora. He prepared descriptions for fifty new species to celebrate the 50th anniversary of the Botanic Garden.

**Christine Best** continues with the Restoration Seed Bank project as a research associate working on seed technologies for restoration.

**Dr Lucy Commander** continues research into seed enablement techniques of species in threatened ecological communities at Sinosteel Mid-West's mine sites.

**Claire Courtauld** continued to December 2014 with the team researching soil-plant interaction at Sinosteel's banded ironstone mine sites. Clare also assisted with the seed biology of native species required for mine site restoration including seed dormancy, seed ecology and seed enablement technologies.

**Dr Adam Cross** continues to work on the Karara minesite rehabilitation research plan, funded by Karara Mining Limited.

**Dr Carole Elliott** is undertaking research on the declared rare flora *Ricinocarpos brevis*. This project is investigating different aspects of the ecology of the species with the aim of developing the technologies and knowledge to facilitate the establishment of translocated populations in future to offset the loss of plants due to mining.

**Todd Erickson** continues as a Project Manager with the Restoration Seed Bank Project, funded by BHP Billiton Iron Ore. Todd is also completing the development of a 'Seed Atlas' for the Pilbara to establish seed conservation and restoration methods following iron ore mining.

**Arielle Fontaine** continues as a Research Associate assisting with three projects, a vegetation restoration project in the Great Sandy Desert, restoration of threatened species communities occurring on banded iron formations at Sinosteel Mid-West's mine site, and limitations in continued native plant recruitment on a rehabilitated site in the south west..

**Dr Bryn Funnekotter** commenced an ARC funded project to advance cryobanking for propagation of recalcitrant and critically endangered plant species.

**Dr Peter Golos** continues research into experimental designs for restoration of a mine site in the Great Sandy Desert. Peter is also undertaking research into improving the restoration of threatened species communities occurring on banded iron formations at Sinosteel Mid-West's mine sites, in particular relating to the plant-soil interaction. Peter is also investigating why there are limitations in continued native plant recruitment on a rehabilitated site in the south west.

**Dr Anne Mathews** is 30 months into a three year contract to develop the governance model, business plan, and operational plan for the Pilbara Restoration Initiative.

**Dr Ellery Mayence** completed his research into the seedling recruitment dynamics of transition zone flora in the natural and restored systems at Shark Bay.

## Appendix 5



**Dylan Martini** continues with the Restoration Seed Bank project as a research associate, assisting the soil scientist.

**Dr Ben Miller** continues as a Fire Ecologist, co-ordinating and implementing fire ecological research relevant to species and ecosystems in Kings Park and Bold Park bushlands. Ben is also expanding on some of the areas listed in the scoping study of restoration requirements in Saudi Arabia.

**Dr Miriam Munoz Rojas** continues as a Research Assistant Professor with the Restoration Seed Bank Project as a soil scientist.

**Dr Paul Nevill** has commenced developing a DNA barcode database for the Pilbara flora. Paul also undertook research for a translocation trial of *Tetratheca paynterae* subsp. *paynterae*. During the year, Paul completed the assessment of the conservation genetics and phylogenetics of *Acacia karina*, a rare mid-west species impacted by mining, and also completed examining genetic provenance variation in three Pilbara riparian tree species.

**Dr Belinda Newman** is undertaking research into the conservation and translocation of *Caladenia lodgeana* and also, in a collaborative ARC funded project with UWA, is researching the role of mycorrhizal fungi in the nutrition of temperate terrestrial orchids.

**Rachel Omodei** is assisting with the restoration of threatened species communities occurring on banded iron formations at Sinosteel Mid-West's mine site.

**Dr Ryan Phillips** has been undertaking research to assess limiting factors and predict impacts of climate change for endangered Australian orchids in collaboration with The Australian National University.

**Dr David Roberts** continues a three year ARC funded project to assess the conservation and evolution consequences of promiscuity in plants pollinated by vertebrates (collaborative UWA project).

**Dr Liz Sinclair** is undertaking an ARC funded project to develop genetic guidelines for the effective ecological restoration of seagrass meadows (collaborative UWA project).

**Dr Jason Stevens** manages the restoration ecophysiology programs of the BGPA. As a senior scientist/ecophysiologicalist, Jason is involved in many of the research projects including the Rocla Quarry Products restoration project.

**Dr Sean Tomlinson** is undertaking research on a joint UWA/BGPA project entitled "The spatial energetics of pollination failure in habitat restoration".

**David Symons** continues with the Restoration Seed Bank project as a research associate, assisting with seed technologies for restoration.

**Dr Shane Turner** is a senior scientist employed with the Restoration Seed Bank project. During the year, Shane undertook research into the conservation, restoration and translocation of the declared rare flora *Androcalva perlaria* (previously *Commersonia* sp Mt Groper) in partnership with Grange Resources and UWA. Shane also continues to oversee research of the declared rare flora *Ricinocarpos brevis*, funded by Cliffs Asia Pacific Iron Ore Pty Ltd.

### Students

**Nahlah Abdullah Alsuwaiyan** (UWA) has commenced her Masters project "Seed priming to induce stress tolerance for restoration" with supervisors Dr Jason Stevens, Dr David Merritt, Prof Kingsley Dixon.

**Benjamin Anderson** (UWA) continues his PhD research investigating the diversity of the *Triodia basedowii* E.Pritz species complex and its implications for the evolution of the Australian arid zone biota.

## Appendix 5



**Bronwyn Ayre** (UWA) completed her Honours project with her thesis entitled “Consequences and management, of genetic erosion in the recovery of the Corrigin *Grevillea*” with supervisors Drs Siegy Krauss and Janet Anthony

**Bronwyn** (UWA) has now commenced her PhD project "The consequences of pollination by birds for mating in kangaroo paws (*Anigozanthos*)".with supervisors Drs Siegy Krauss, Janet Anthony, David Roberts, Stephen Hopper.

**Sasha Ayton** (UWA) completed her Honours project investigating “Seasonal comparison of the physiology and foraging behaviour of the stingless native bee *Austroplebeia essingtoni*”, with supervisors Drs Sean Tomlinson, Ryan Phillips, Phil Withers and Kingsley Dixon.

**Mallory Barnes** (UWA) completed his Honours project with his thesis entitled “Ecophysiology of *Triodia* seedling establishment for minesite restoration”, with supervisors Prof Kingsley Dixon and Dr David Merritt.

**Amber Bateman** (UWA) has commenced her Honours research project “Drought tolerance of native species in the Pilbara at multiple life stages in a topsoil growth”, with supervisors Dr Jason Stevens, Dr Miriam Munoz Rojas and Wolfgang Lewandrowski.

**Nicole Bezemer** (UWA) completed her Honours project with her thesis “Ecological and evolutionary consequences of pollination by nectar-feeding birds in a small isolated plant population”, with supervisors Drs Siegy Krauss, Steve Hopper, Dave Roberts and Ryan Phillips.

Nicole (UWA) has now commenced her PhD project on Ecological and evolutionary consequences for plants pollinated by vertebrates, with supervisors Siegy Krauss, Steve Hopper and Dave Roberts.

**Sarah Boys** (UWA) completed her Honours project with her thesis “Seed enablement for restoration”, researching the development of seed enablement technologies for improving recruitment success for species required for mine site restoration with supervisors Drs Shane Turner, Peter Golos and David Merritt .

**Melanie Britton** (UWA) completed her Honours project with her thesis entitled “Impacts of dewatering on mating systems of riparian eucalypts in the Pilbara” with supervisors Drs Paul Nevill, Siegy Krauss, Carole Elliot, Janet Anthony

**Betty Mauliya (Liya) Bustram** (UWA) completed her PhD researching methods and impacts of tissue culture and cryostorage for the rare *Drakaea* orchid species, with supervisors Prof Kingsley Dixon and Dr Eric Bunn.

**Michael Cahill** has commenced his Honours project investigating “Genetic integrity of *Androcalva perlaria* mitochondrial and chloroplast DNA following cryopreservation” with supervisors Prof Ricardo Mancera (Curtin Uni) and Drs Eric Bunn and Shane Turner.

**Jamie Chan** (UWA) completed her Honours project researching the implications of outbreeding depression for seed sourcing for ecological restoration with her thesis “Inbreeding and outbreeding depression in *Stylidium*: consequences for seed sourcing for ecological restoration”, with supervisors Drs Siegy Krauss, Erik Veneklaas.

**Kerryn Chia** (UWA) is continuing her part time PhD project researching the ecology, seed dormancy and germination biology of *Persoonia longifolia*.

**Sophie Cross** (UWA) completed her Honours project “Assessing the return of biodiversity in a coastal restoration chronosequence” after researching bird and ant diversity in relation to vegetation condition in restored coastal dunes, with supervisors Drs David Merritt and Kingsley Dixon.

**Emma Dalziell** (UWA) has submitted her PhD thesis outlining her research into seed biology, dispersal and functional ecology of Western Australian Nymphaeaceae (water lilies).

## Appendix 5



**Erica David** (UWA) continues her PhD researching implications for wind management in restoration ecology, linking ecosystem aerodynamics to physiological drivers in arid and semi-arid systems.

**Todd Erickson** (UWA) submitted his PhD thesis "Seed dormancy and germination traits of 89 arid zone species required for mine-site restoration in the Pilbara region of Western Australia" outlining his research investigating seed restoration science for the Pilbara flora.

**Alea Faber-Castell** (UWA) is continuing her PhD research part-time into the conservation and biology of Australian duck orchids (*Paracaleana*).

**Sharon Fletcher** (Curtin University) completed her Honours project researching the genetic consequences of cryogenic storage on plant germplasm derived from species of conservation and restoration significance.

Sharon has now commenced her PhD project with the aim of developing a rational approach to assessing the effects of abiotic stress acclimation and cryogenic treatments on chloroplast and mitochondria cell membranes.

**Bryn Funnekotter** (Curtin University) completed his PhD research project investigating cryopreservation of native plant species for conservation and minesite restoration.

**Lydia Guja** (Curtin University) was awarded her PhD thesis on her research investigating the relationship between seed dispersal mechanisms, seed germination traits and plant distribution in the coastal zone.

**Dimitri Ivanov** (UWA) completed his Honours project with his thesis "The effect of hard setting magnetite tailings on the seedling emergence of six semi-arid species", with supervisors Drs Shane Turner, Peter Golos, Adam Cross.

**Majda Suleiman Khalil** (UWA) continued her PhD on restoration ecology of *Acacia pachyceras* in Kuwait, with supervisors Drs Paul Nevill, Lucy Commander, David Merritt and Kingsley Dixon.

**Olga Kildisheva** (UWA) has been awarded an International Postgraduate Research Scholarship to undertake PhD research into seed enablement with Prof Kingsley Dixon, Dr David Merritt, and Todd Erickson.

**Wolfgang Lewandrowski** (UWA) has submitted his PhD thesis outlining his research in optimising seed germination and early seedling vigour to advantage direct seeding of *Tridodia* (*Spinifex*) species – an interaction of seed physiology and seedling ecophysiology.

**Wei-Han Lim** (UWA) continues his PhD investigations on functional aspects of orchid mycorrhizal relationships that will improve our ability to grow and manage orchid species in bushland.

**Russell Miller** (UWA) completed his Honours project with his thesis "The response of serotinous, non-sprouting plant species to long fire intervals in Perth's Mediterranean-climate woodlands", with supervisors Drs Ben Miller and David Merritt.

**Cameron Mounsey** (UWA) completed his PhD thesis on his research into mechanisms of early seedling establishment failures in restoration. The major focus of the project will be on understanding seedling – soil water relations in restoration sites.

**Alaa Shallal Nayyef** (UWA) is undertaking the PhD project, "Conservation of arid plants through improved understanding of seed biology as a means of enhancing the functionality of botanic gardens", with supervisors Dr. Deborah Pritchard (Curtin University), and Drs Dr. David Merritt and Dr. Shane Turner (BGPA).

**Alison Ritchie** (UWA) completed her PhD project research on the ecological genetic assessment of restored reproductive functionality in *Banksia* woodland with the acceptance of her thesis " Ecological and genetic indicators of restoration success".

**Rob Sellers** (UWA) completed his Honours project researching dormancy germination and seed bank persistence in the seagrass *Halophila ovalis*.



## Appendix 5



**Laura Skates** (UWA) commenced her PhD project investigating the ecological dependency of WA's carnivorous plants on insect prey through the use of isotopic discrimination.

**Kate Stanbury** (UWA) in her Masters project plans to determine the value that cleared pine plantation topsoil holds as a source of replacement species for restoration purposes after pine removal, with supervisors Dr Jason Stevens and Prof Kingsley Dixon.

**Jessica Stingemore** (UWA) was awarded her PhD thesis on her research investigating the landscape genetics and dispersal ecology of co-occurring *Persoonia* species (*Persoonia longifolia* and *Persoonia ellipticala*).

**Ryan Tangney** (Curtin University) has been accepted into their PhD program and will commence investigation of his project, "Variation of season and fire intensity leads to different seed fates in Banksia woodlands".

**Mark Wallace** (UWA) continues his PhD researching the role of chromosomal and genetic factors in the evolution of the genus *Lepidosperma* (Cyperaceae).

**Alyssa Weinstein** (UWA) completed her Honours project researching cryptic speciation in *Drakaea livida* and its implications for conservation.

**Bryony Wilkinson** (UWA) completed her Honours project with her thesis entitled "Acidifying soil amendments increase plant-availability of manganese for *Eucalyptus marginata* Sm. seedlings in a high-pH urban parkland soil", with supervisors Prof Hans Lambers and Dr Jason Stevens.

Bryony has commenced her PhD project researching Jarrah tree decline in managed landscapes, with Prof Hans Lambers (UWA) and Dr Jason Stevens (BGPA).

**Susan Whiteley** (UWA) continues her PhD project investigating *ex-situ* conservation of the declared rare flora *Androcalva perlaria*, with supervisors Drs Shane Turner, Kingsley Dixon, Eric Bunn, and Carole Elliott.

**Anna Williams** (UWA) continues her PhD project examining geographic patterns of whole chloroplast DNA sequence variation in mid-west Acacia species.

### Visiting Scientists

**Professors Carol and Jerry Baskin** of the University of Kentucky, world leading seed biologists, visited BGPA from 30 October to 11 December 2014, providing scientists and students with opportunities to review current research projects in seed ecology, dormancy, and germination.

**Dr Peter Carrick** of the University of Cape Town, South Africa, **Dr Jeremy James** of Eastern Oregon Agricultural Research Centre, USA, and **Dr Matthew Madsen** with student **Olga Kildisheva** of USDA Agricultural Research Service, Oregon, USA visited in January 2015 to participate in a workshop focussed on seed technologies for restoration held 14 to 16 January 2015 as part of the Restoration Seedbank Initiative.

**Professor María Pérez Fernandez** from the University Pablo de Olavide, Seville, Spain, completed a six-month sabbatical conducting research examining soil microbial biomass and diversity as it relates to soil health and the ability of seedlings to establish and grown in restoration, in September 2014.

**Dr Hongyuan Ma** of the Northeast Institute of Geography and Agroecology, Chinese Academy of Sciences returned in December 2014 to complete additional research the germination ecophysiology of *Anigozanthos flavidus* in relation to smoke-derived karrikins and cyanohydrins.

**Professor Peter Poschlod** and students **Patricia Krickl** and **Theresa-Anne Lehmail** of the University of Regensburg, Germany, visited from 1 October to 30 November 2014 to continue a 5-year collaborative research project investigating the persistence of seeds in soil seedbanks in WA's Kwongan heathland vegetation.

## Appendix 5



**Professor Sir David Read** of the University of Sheffield, UK, visited BGPA in Spring. Sir David is one of the world's foremost mycorrhizal biologists and is collaborating on our orchid mycorrhizal program as well as an ARC Linkage grant project with BGPA and UWA scientists.

**Dr Dorset Trapnell** of the University of Georgia, USA, visited BGPA from 11 September to 9 October 2015 to undertake a preliminary familiarisation study of sexually deceptive terrestrial orchids in Western Australia with a view to collaborate further on an expanded project.



## Botanic Gardens and Parks Authority

### **Kings Park and Botanic Garden**

1 Kattidj Close, Kings Park  
Western Australia, 6005  
Telephone: +61 8 9480 3600  
Facsimile: +61 8 9322 5064

### **Aspects of Kings Park**

Fraser Avenue, Kings Park  
Western Australia, 6005  
Telephone: +61 8 9480 3900  
Facsimile: +61 8 9480 3911

### **Bold Park**

165 Perry Lakes Drive, City Beach  
Western Australia, 6015  
Telephone: +61 8 9480 3990  
Facsimile: +61 8 9284 9802

**Email:** [enquiries@bgpa.wa.gov.au](mailto:enquiries@bgpa.wa.gov.au)

**Website:** [www.bgpa.wa.gov.au](http://www.bgpa.wa.gov.au)

